

# COMPATIBILITY STATUS BETWEEN SKYPE VERSION AND VOIP321 USB PHONE DRIVER




**The VOIP321 USB Phone Driver V 3.8.3 which can be downloaded from Philips web site is compatible with Skype software version from V2.0.0.x until V4.2.x.x**

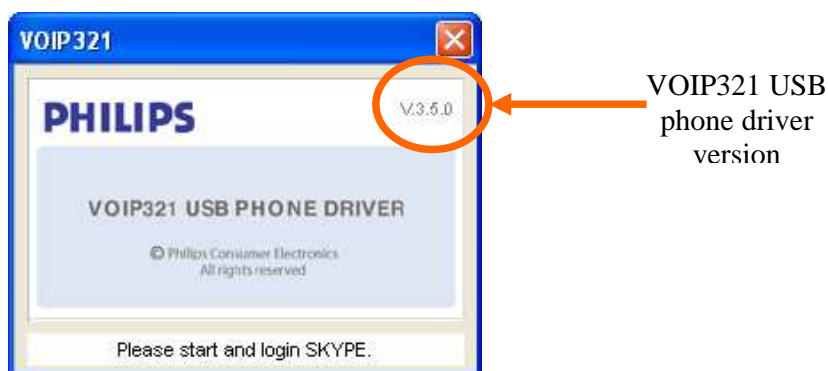
## 1°) Read my Skype version:

- Open Skype window, select “About” in “Help” menu, to display the following window:



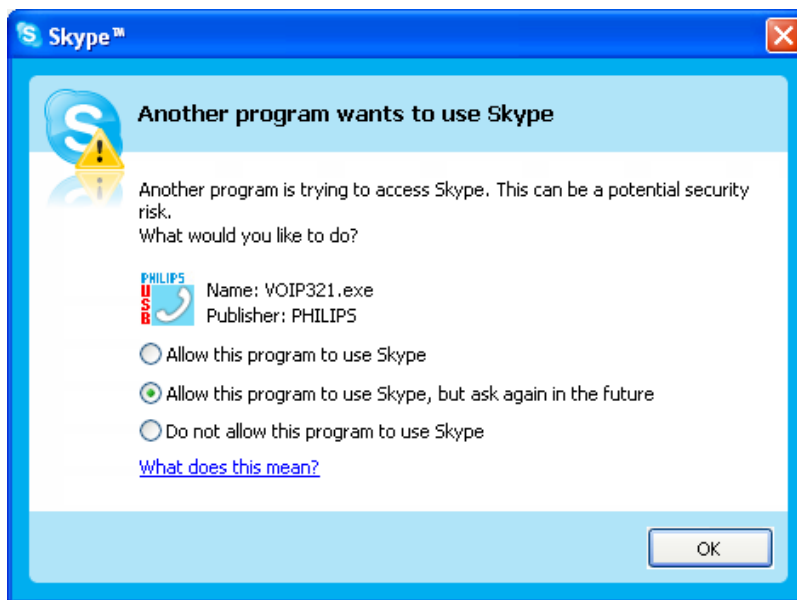
## 2°) Read VOIP321 USB Phone Driver version:

- Open VOIP321 PC application, by right click on  in status bar, and select “About”. The following window is displayed:



### 3°) Upgrade my VOIP321 USB Phone Driver:

- If you have an older VOIP321 USB Phone Driver version, you may have compatibility problem with last Skype release.
- To upgrade your VOIP321 USB Phone Driver version, first download the last driver on Philips web site. Please click on the following link:  
[LINK](#)
- Uninstall the VOIP321. Go to program, Philips, VOIP321 and select “Uninstall VOIP321”.
- Install the latest “Setup.exe” downloaded from the Philips web site.
- Start the VOIP321 software.
- The following Skype window can be displayed:



- Select Allow this program to use Skype.
- Validate by pressing OK.