


# TAB8205 User Manual Addendum



Thank you for purchasing Philips TAB8205.

This document provides additional and updated information about the products. Please read this document as well as the user manual before using the product.

## 1. Bluetooth pairing

 *Note: This product with Play-Fi CAP version 506.3.0.063 or 506.3.0.077 requires Play-fi/Wi-fi connection to be set up and functioning before Bluetooth pairing is allowed to operate. Please follow the instructions in the section “Connect to Wi-Fi (Wireless Operation)” in TAB8205 user manual to complete Play-fi/Wi-fi setup when the product is used for the first time.*

Bluetooth pairing procedure:

1. Switch the device to Bluetooth source.
2. Press Source button  on remote control for more than 3 sec. Or Press setting menu  to select BT PAIRING and press enter to start.
3. Find the device with name XXXXX-BT in available device list in your phone/tablet (XXXXX is the name chosen during Play-Fi setup).
4. Select XXXXX-BT and wait for Bluetooth connection to be made. Normally, complete in 1-2sec.