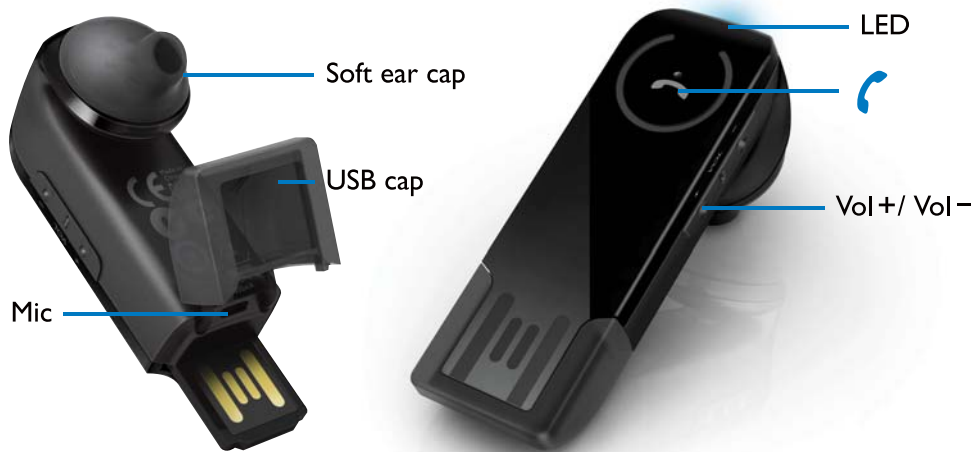


Quick start guide

Philips Bluetooth stereo headset SHB1400



Charge your headset

- 1 Remove the USB cap.



- 2 Plug the headset into a powered USB port for charging. Red LED will turn off after the headset is fully charged.



Fit your headset

Place the earbud in your ear, and rotate the headset upwards or downwards until it fits securely.




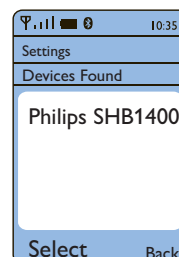
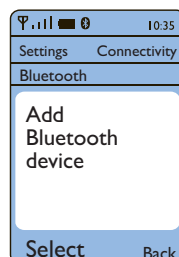
Optional

For an extra-secure fit, attach the earhook: Push the ball joint between the earbud and the main body of the headset. Adjust the earhook for providing the best fit.



Make sure to "pair" your new Philips headset with your cell phone before you use it for the first time








- 1 Ensure that the headset is charged and turned off.
- 2 Ensure that the mobile phone is turned on and its Bluetooth feature is activated.
- 3 Press  until the LED starts flashing red and blue alternately. Do not stop pressing the button after seeing the blue LED only.
- 4 Pair the headset with the mobile phone. For details, refer to the user manual of the mobile phone.



"0000" not required for some mobile phones.

Please refer to www.philips.com/welcome for full user manual.

Using your headset

Turn headset on/off	Press  until LED turns on/off.
Check battery	Hold VOL + and VOL - simultaneously. > 50%: 1 blue flash < 50%: 2 red flashes < 25%: 3 red flashes
Pick up/ end a call	Press  .
Adjust volume	Press VOL + / VOL - .
Redial the last number	Press  twice quickly.
Reject a call	Hold  .
Activate voice dialing	Hold  until beep occurs.
Transfer call to mobile phone	Hold  while on a call.
Mute the Mic	Press  twice quickly during a call.

*Available if supported by your mobile phone.

LED and sound indication

The red/blue LED flashes alternately.	The headset is ready for pairing.
The blue LED flashes once every 3 seconds.	The headset is connected to the phone.
The red LED flashes twice every 5 seconds.	The headset is not connected.
The blue LED flashes once every half a second.	There is an incoming/outgoing call.
The blue LED flashes once every second.	The headset is active on a call.
The red LED flashes three times and beeps twice every minute.	The battery is low in power.
Solid red LED	The headset is charging.
The LED is off.	The headset is off./Charging is finished.
The headset beeps every 5 seconds	The Mic is muted.

Welcome to Philips!

For an optional experience, register your product at www.philips.com/welcome



© 2011 Koninklijke Philips Electronics N.V. All rights reserved.
Trademarks are the property of Koninklijke Philips Electronics N.V. or their respective owners.
V2.0

