

Philips GoGear MP3 player

GoGear

SA2MXX02

SA2MXX04

SA2MXX08

Quick start guide

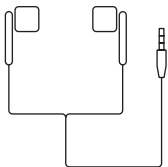
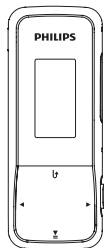
Quick start guide

Register your product and get support at

www.philips.com/welcome

PHILIPS

Unpack



XP (SP3) / Vista / 7



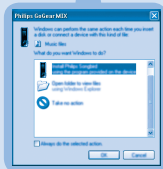
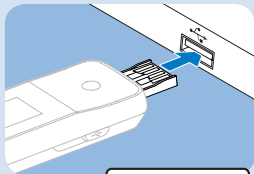
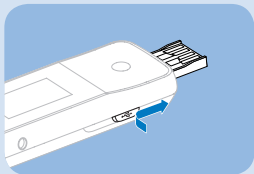
USB



500Mb

1

Install



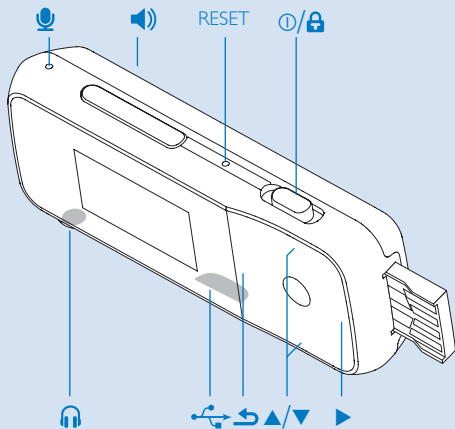
2

Transfer



3

Use





Slide here and hold to switch on/off



Scroll up/down



Confirm / play/pause



Back one level; press and hold to return to Home screen



Slide to extend the USB connector



Repeatedly press to select a song; press and hold to rewind or fast forward



Press to pause or resume play



Back one level; press and hold to return to Home screen



The first time you tune to the radio, select **[Auto tune]** to search for available stations. Up to 20 stations are saved to **[Presets]**.



Press to select a preset station.



Press to start play (if necessary)



Back one level; press and hold to return to Home screen



Select **[Start voice recording]** to start recording.



Press to pause or resume recording

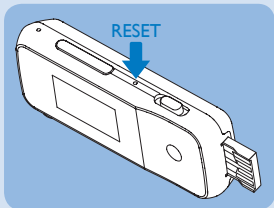


Press to stop recording

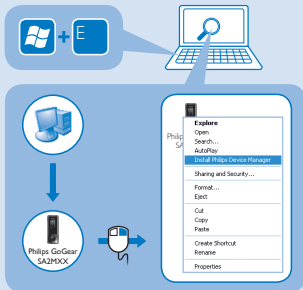
After you stop recording, press to save the recording file to ; press to cancel.

Help

Device does not power on



Software installation does not happen



See **support information** in the user manual for more



Be responsible
Respect copyrights

All rights reserved.

www.philips.com

Specifications are subject to change without notice.

Trademarks are the property of Koninklijke Philips Electronics N.V. or their respective owners

© 2010 Koninklijke Philips Electronics N.V.



Printed in China
SA2MXX_A_QSG_V1.0
wk10473