

# PHILIPS


Dry electric shaver

Shaver series 3000

CloseCut heads Flex & Float

Corded use only

HQ6941/33



## Close even on the neck

### CloseCut blades

A close and comfortable shave for an affordable price. The Reflex Action system is combined with the Super Lift & Cut technology, guaranteeing a close and comfortable shave.

#### **Comfortably close**

- Super Lift & Cut technology
- Replacement heads

#### **Adjusts to every curve of your face and neck**

- Reflex Action system

#### **Moustache and sideburn trimming**

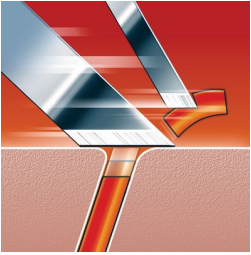
- Pop-up trimmer

#### **Easy grip**

- Ergonomically designed grip for easy handling

# Highlights

## Super Lift & Cut technology




The dual blade system of this electric shaver lifts hairs to cut comfortably below skin level.

## Reflex Action system



Automatically adjusts to every curve of your face and neck.

## Easy grip for optimal handling



This ergonomically designed grip enables easy handling for a comfortable shave.

## Replacement heads

For maximum performance replace the shaving heads of your Philips shaver every two years with HQ55.

## Pop-up trimmer



Full width, pop-up trimmer is perfect for grooming sideburns and moustache.

# Specifications

## Shaving Performance

**Shaving system:** Super Lift & Cut technology  
**Contour following:** Reflex Action system, Individual floating heads

## Ease of use

**Operation:** Corded use only

## Accessories

**Maintenance:** Cleaning brush, Protective cap

## Power

**Automatic voltage:** 100-240 V

