

PHILIPS


Dry electric shaver

Shaver series 3000

CloseCut heads Flex & Float

Corded use only

HQ6940/33



Close even on the neck

CloseCut blades

A close and comfortable Philips electric shaver HQ6940 for an affordable price. The Reflex Action system is combined with Super Lift & Cut technology, guaranteeing a close and comfortable shave.

Comfortably close

- Super Lift & Cut technology
- Replacement heads

Adjusts to every curve of your face and neck

- Reflex Action system

Moustache and sideburn trimming


- Pop-up trimmer

Easy grip

- Ergonomically designed grip for easy handling

Highlights

Super Lift & Cut technology



The dual blade system of this electric shaver lifts hairs to cut comfortably below skin level.

Replacement heads

For maximum performance replace the shaving heads of your Philips shaver every two years with HQ55.

Reflex Action system




Automatically adjusts to every curve of your face and neck.

Pop-up trimmer



Full width, pop-up trimmer is perfect for grooming sideburns and moustache.

Easy grip for optimal handling



This ergonomically designed grip enables easy handling for a comfortable shave.

Specifications

Shaving Performance

Shaving system: Super Lift & Cut technology
Contour following: Reflex Action system, Individual floating heads

Ease of use

Operation: Corded use only

Accessories

Maintenance: Cleaning brush, Protective cap

Power

Automatic voltage: 100–240 V

Service

Replacement head: Replace every yr with HQ56

