


PHILIPS

Electric shaver

6000 series

Mains version

HQ6940/33



Close and easy

A close and comfortable shave for an affordable price. The Reflex Action system is combined with the Super Lift & Cut technology, guaranteeing a close and comfortable shave.

Comfortably close

- Super Lift & Cut technology
- Replacement heads

Adjusts to every curve of your face and neck

- Reflex Action system

Moustache and sideburn trimming

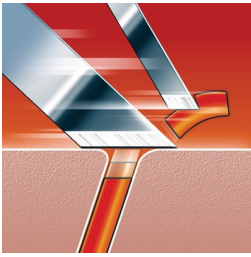
- Pop-up trimmer

Easy grip

- Ergonomically designed grip for easy handling

Highlights

Super Lift & Cut technology



The dual blade system lifts hairs to cut comfortably below skin level.

Replacement heads

For maximum performance replace the shaving heads of your Philips shaver every two years with HQ55.

Reflex Action system




Automatically adjusts to every curve of your face and neck.

Pop-up trimmer



Full width, pop-up trimmer is perfect for grooming sideburns and moustache.

Easy grip for optimal handling



This ergonomically designed grip enables easy handling for a comfortable shave.

Specifications

Shaving Performance

Shaving System: Super Lift & Cut technology
Contour-following: Reflex Action system, Individual floating heads

Ease of use

Charging: Corded

Accessories

Maintenance: Cleaning brush, Protection cap

Power

Automatic voltage: 100-240 V

Service

Replacement head: Replace every yr with HQ56

