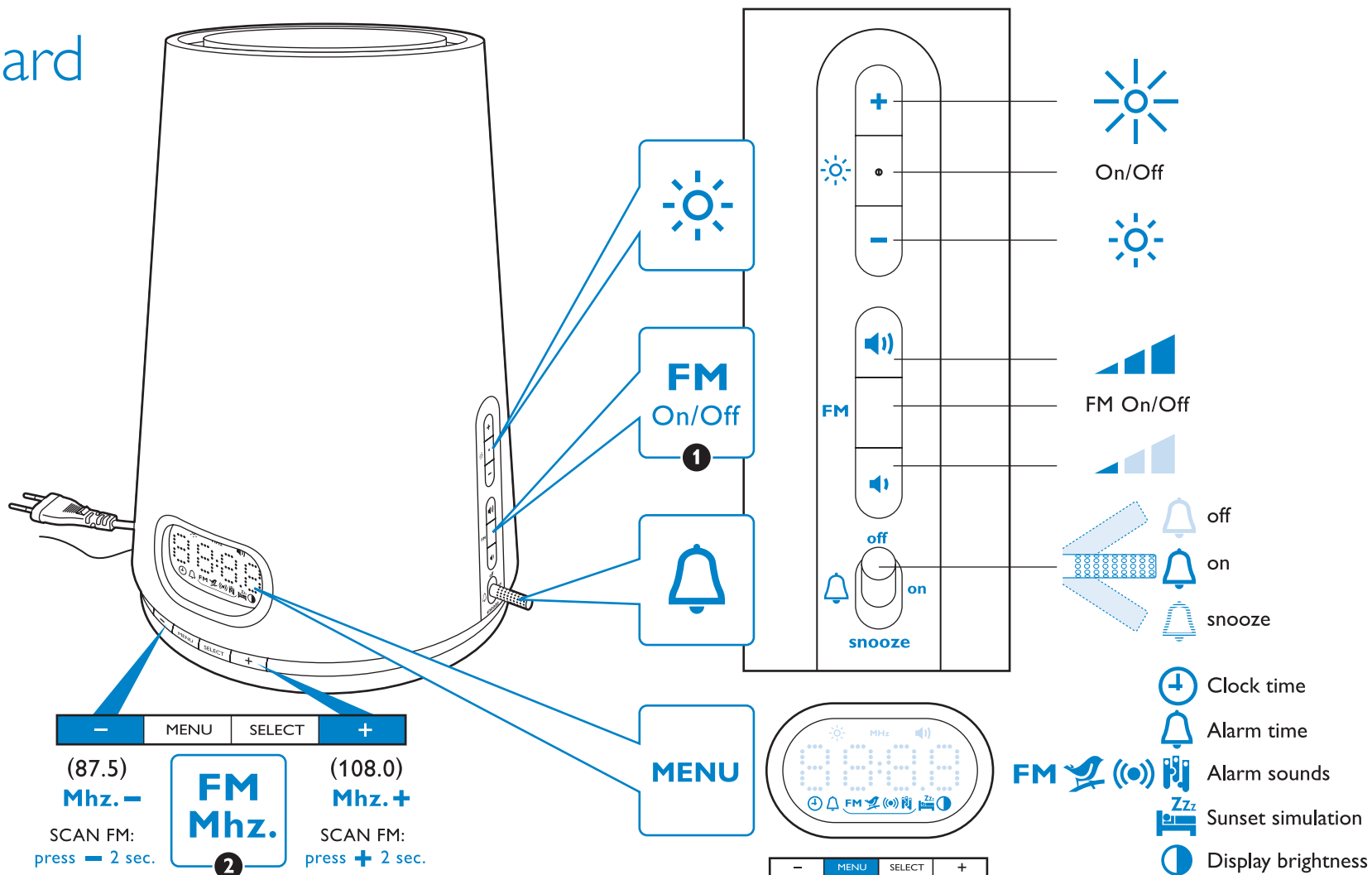


Quick Start Card

HF3471



Clock time / Klokkeslæt / Uhrzeit / Ώρα ρολογιού / Hora del reloj / Kellonaika / Heure (horloge) / Ora / Kloktijd / Klokkeslett / Hora do relógio / Kloktid / Saat

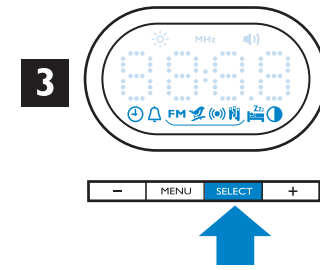
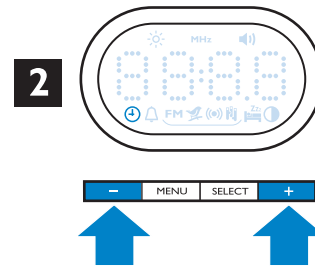
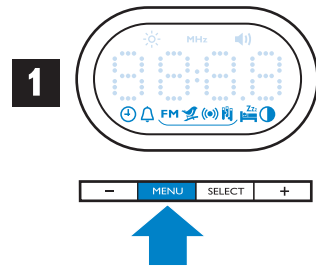
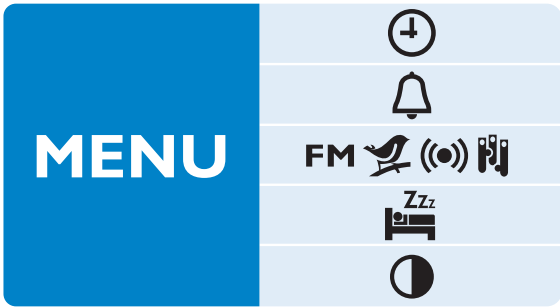
Alarm time / Vækketidspunkt / Weckzeit / Ώρα αφύπνισης / Hora de la alarma / Herätysaika / Heure (alarme) / Ora della sveglia / Wektijd / Alarmtid / Hora do alarme / Larmtid / Alarm saati

Alarm sounds / Alarmlyde / Weckgeräusche / Ήχοι αφύπνισης / Sonidos de las alarma / Hälytysäänet / Sons pour le réveil / Suoni della sveglia / Wekgeluiden / Alarmlyder / Sons do alarme / Larmljud / Alarm sesleri

Sunset simulation / Simulation af solnedgang / Sonnenuntergangssimulation / Προσομοίωση ηλιοβασιλέματος / Simulación del atardecer / Auringonlaskusimulointi / Simulation du coucher du soleil / Simulazione del tramonto / Zonsondergangssimulatie / Solnedgangssimulasjon / Simulação do anoitecer / Solnedgångssimulering / Gün batımı simülasyonu

Display brightness / Skærmlysstyrke / Anzeigehelligkeit / Φωτεινότητα οθόνης / Brillo de la pantalla / Näytön kirkkaus / Luminosité de l'affichage / Luminosità display / Displayhelderheid / Visningslystyrke / Brilho do visor / Teckenfönstrets ljusstyrka / Ekran parlaklığı

PHILIPS



4

Clock time

Sequence of four screens showing the clock time being adjusted from 12:00 to 12:15. Each screen shows the time on the display and the control panel with arrows indicating the direction of adjustment. A checkmark is present on the final screen.

Alarm time

Sequence of four screens showing the alarm time being adjusted from 07:00 to 07:15. Each screen shows the time on the display and the control panel with arrows indicating the direction of adjustment. A checkmark is present on the final screen.

Alarm sounds

Sequence of two screens showing the alarm sound selection process. The first screen shows '00:00' and 'FM'. The second screen shows '00:00' with a checkmark, indicating a sound has been selected.

Sunset simulation

Sequence of two screens showing the sunset simulation being adjusted from 00:30 to 00:30. The first screen shows '00:30' and 'Zzz'. The second screen shows '00:30' with a checkmark, indicating the simulation is active.

Display brightness

Sequence of two screens showing the display brightness being adjusted from 00:00 to 00:04. The first screen shows '00:00' and a half-circle icon. The second screen shows '00:04' with a checkmark, indicating the brightness level is set.

