

PHILIPS

Steam iron

Azur

Steam 50g/min; 200g steam boost

SteamGlide Plus soleplate

Safety Auto Off

2600 Watts

GC4870/02



Designed for perfection

Iron with Ionic Deepsteam

This new Philips Azur steam iron comes with the unique Ionic Deepsteam function giving you the best results on tough creases like cotton and linen. Together with its optimized weight and design this iron is designed for perfect results.

Easy gliding on all fabrics

- SteamGlide Plus: perfect mix between gliding and stretching

Designed for perfect results

- Optimal design to manoeuvre the iron easily over the garment
- Lightweight to move the iron easily on and off the board
- Steam tip allows you to have steam in hard-to-reach areas
- Automatically turned off for safety and energy saving
- Sideways opening filling door

Easily removes creases

- 200 g steam boost
- 2600 W for quick heat up and powerful performance
- Steam output of up to 50 g/min for better crease removal

Ionic DeepSteam

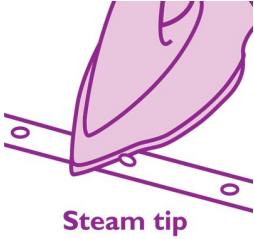
- Smaller steam particles reach deeper into toughest creases



asimpleswitch.com

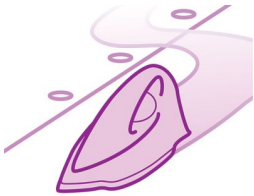
Highlights

Steam tip



The unique steam tip of this Philips iron, combines a particularly pointed front of the soleplate with special elongated steam slots in the tip, to reach right into the smallest and most difficult areas for the best ironing results.

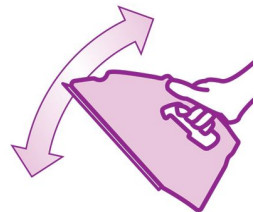
Easy to handle



Easy to handle

The Philips steam iron is designed to manoeuvre it easily over the garment and enabling you to reach easily even the hardest to reach areas.

Lightweight iron



The iron has an optimal weight of 1.6kg making it easy to constantly place the iron on the board and back to its heelrest.

200 g steam boost



200 g steam boost

2600 W for quick heat up



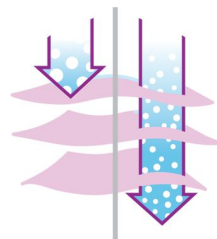
2600 W for quick heat up and powerful performance.

Steam up to 50 g/min




Continuous steam output of up to 50 g/min gives you the perfect amount of steam to efficiently remove all creases.

Ionic DeepSteam



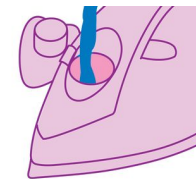
The ionization process creates smaller steam particles that reach deeper into the fabric. This means even the toughest creases are removed easily.

Automatic shut-off



The safety auto off function automatically switches off the appliance if it has not been used for a few minutes, also saving energy.

Easy filling



Sideways opening

Sideways opening filling door

SteamGlide Plus soleplate

For the best results you need a soleplate that has the optimal balance between gliding and stretching. This is offered through SteamGlide Plus with its easy glide zone and perfect stretch zone.



asimpleswitch.com

Philips Green Logo

Philips Green Products can reduce costs, energy consumption and CO2 emissions. How? They offer a significant environmental improvement in one or more of the Philips Green Focal Areas – Energy efficiency, Packaging, Hazardous substances, Weight, Recycling and disposal and Lifetime reliability.

Specifications

Fast & powerful crease removal

Soleplate: SteamGlide Plus
Continuous steam output: 50 g/min
Steam boost: 200 g
Vertical steaming
Ionic deep steam
Variable steam settings
Spray
Steam tip
Power: 2600 W

Easy to use

Water tank capacity: 350 ml
Drip stop
Soft grip
Safety auto off
Cord storage: Cord clip
Power cord length: 2.5 m
Filling and emptying water: Sideways opening door

Calc management

Calc clean solution: Double active calc clean

Technical specifications

Weight of iron: 1.6 kg
Voltage: 220 - 240 V

