



# Quick start guide

CD280/CD285

**PHILIPS**

## What's in the box



Handset



Charger



Power adapter



Mode d'emploi  
Guide de mise en route  
Garantie

### Note

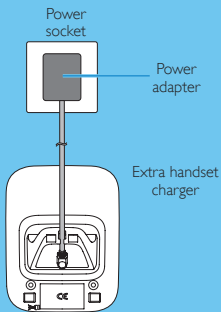
- In some countries, you have to connect the line adapter to the line cord, then plug the line cord to the telephone socket.

### Caution

- Use only the supplied batteries and power adapter.

# 1 Connect

## Connect the base station

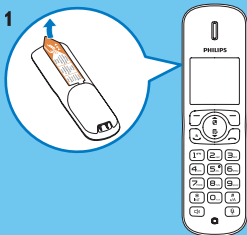



Connect each end of the power adapter to:

- the DC input jack at the bottom of the extra handset charger.
- the power socket on the wall.

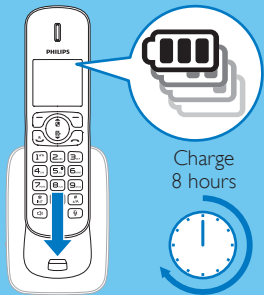
## 2 Get started

### Configure your phone



- 1 The batteries are pre-installed in the handset. Pull the battery tape off from the battery door before charging.
- 2 Set the date and time.
  - If the time is in 12-hour format, press  key to select **[AM]** or **[PM]**.

## Charge your phone



Place the handset on the base station to charge the handset. When the handset is placed correctly on the base station, you hear a docking sound.

↳ The handset starts charging.

**Note** Charge the batteries for 8 hours before first use.

### Check the battery level



When the handset is off the base station/charger, the bars indicate the battery level (full, medium and low). When the handset is on the base station/charger, the bars flash until charging completes.






The empty battery icon flashes and you hear an alert tone.



The battery is low and needs recharging.

# 3 Enjoy

## Call

- To make a call, press  and dial the phone number.
- To answer a call, press  when the phone rings.
- To end a call, press .

## Adjust the earpiece volume

Press  or  to adjust the volume during a call.

# Welcome to Philips

Register your product at  
[www.philips.com/welcome](http://www.philips.com/welcome)

## Need help?

### User manual

Refer to the user manual that came with your new phone.

### Online help

[www.philips.com/support](http://www.philips.com/support)



Reproduction in whole or in part is prohibited without the written consent of the copyright owner. Trademarks are the property of Koninklijke Philips Electronics N.V. or their respective owners. © 2011 Koninklijke Philips Electronics N.V. All rights reserved.



**CE 0168**

QSG\_CD280-285\_EN\_V1.0  
WK11162