

Philips Software Upgrade for Blu-Ray players

Introduction

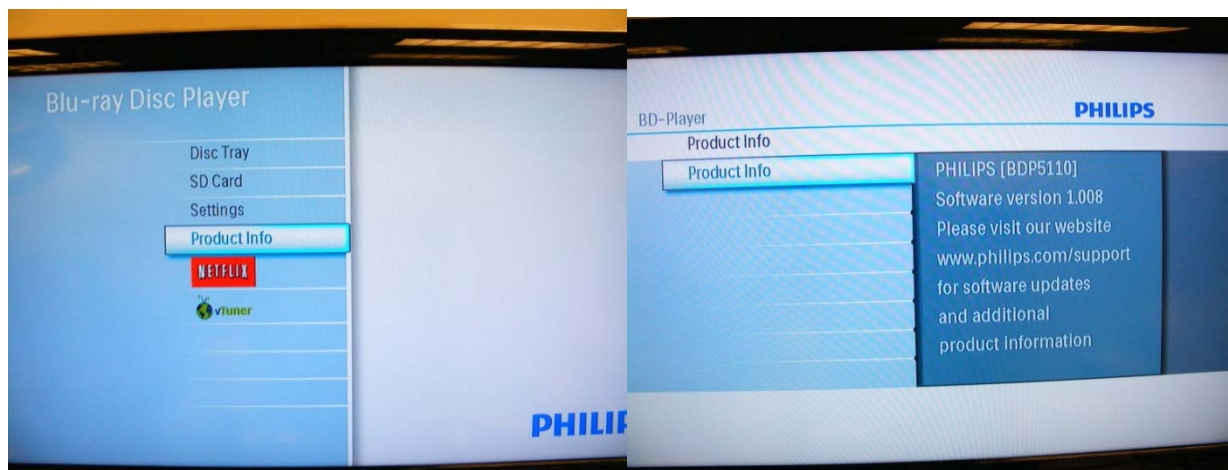
Philips offers software upgrade capability for your Blu-Ray. After you have completed the software upgrade, your Blu-Ray will typically perform better. What improvements are made depends on the software you are using as well as the software your Blu-Ray contained before the upgrade. You can execute the software upgrade procedure yourself. Be aware that the content of this document is addressing technical and software skilled users.

For the procedure you will require:

- > A personal computer with web browsing capability
- > An archive utility that supports the ZIP-format (e.g. WinZip for windows or Stuffit for Mac OS).
- > A CD burner on your computer.

How to check your software version:

To check your software version, cursor down to Product Info and press the Ok button on your remote. The menu shown in the example below may show items that are not present on your model.

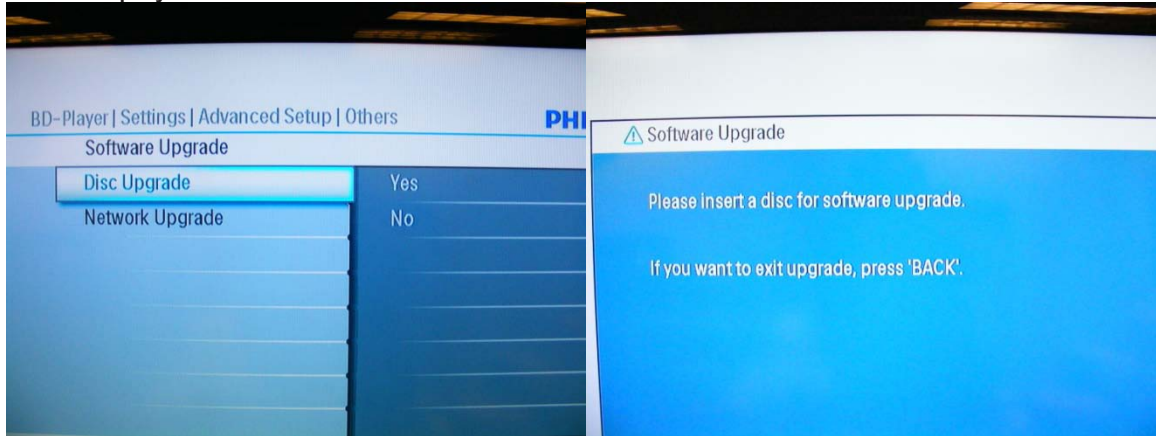


If the version number shown on the website is greater than the version shown on your player (as in the example above right), proceed to the firmware upgrade procedure. If the version is the same, you cannot upgrade your player.

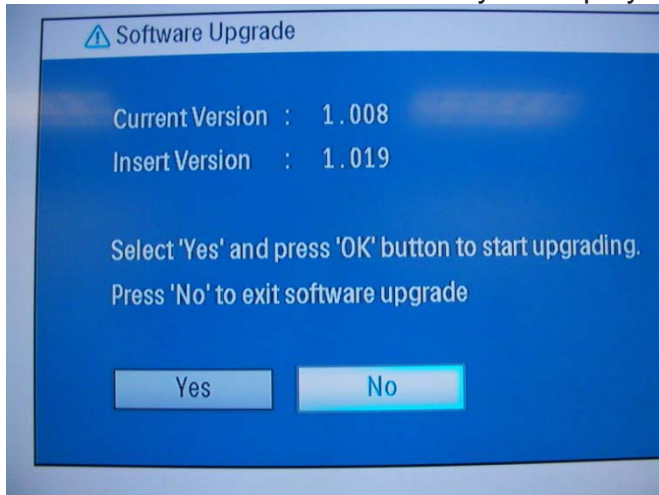
Software upgrade procedure:

1. Download the *.zip file for your model and extract the *.bin file.

2. Burn a CD with the *.bin file in the root directory.
3. Make sure the player does not have a disc in the tray.
4. Press the Menu button on the remote followed by Settings - Advance Setup - Others - Software Upgrade - Disc Upgrade. Select Yes under Disc Upgrade. The player will Prompt you to insert the CD with the software.



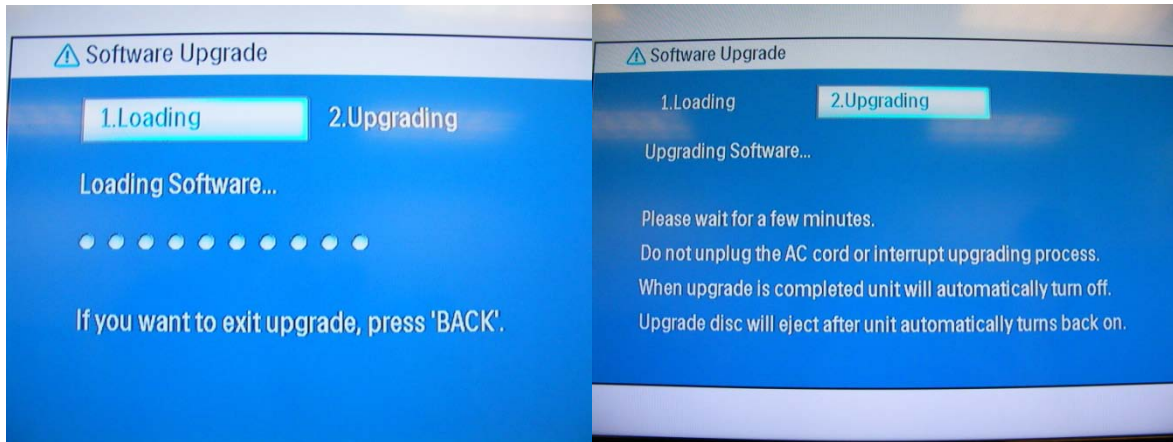
5. Insert the CD and close the tray. The player will then show you the following screen.



7. Cursor left to select Yes and press the Ok button.
8. The software upgrade will start. Do not remove power to the player until the update is complete. The player will power off once the upgrade is finished.

The upgrade screens are shown on the following page.

The player will load the software.



The display on the front panel of your player will indicate the percentage of Upgrading complete.



The tray will open when complete.

Software History:

| | | |
|---------|-------|--|
| Version | 1.008 | Does not play dual layer disc properly. Problem playing disc with AACs encryption. Cannot playback certain DivX files. |
| Version | 1.009 | Automatic Angle Icon can be toggled on/off by the user. Explanatory labels added to Ratings. |