

PHILIPS



AZ 6811

AZ 6812

AZ 6813

GB	CD-player	4 ▶
F	Lecteur de CD	11 ▶
D	CD-Spieler	18 ▶
NL	CD-speler	25 ▶
E	Lector de CD	32 ▶
I	Lettore CD	39 ▶
S	CD-spelare	46 ▶
SF	CD-sortin	53 ▶



PHILIPS

INDEX

(GB) English page 4 **(GB)**
Guarantee and service pages 60-66

(F) Français page 11 **(F)**
Garantie et service après-vente pages 60-66

(D) Deutsch Seite 18 **(D)**
Garantieleistung und Service Seiten 60-66

(NL) Nederlands pagina 25 **(NL)**
Garantie en service pagina's 60-66

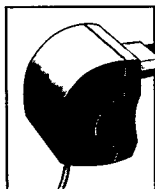
(E) Español página 32 **(E)**
Garantía páginas 60-66

(I) Italiano pagina 39 **(I)**
Garanzia e servizio pagine 60-66

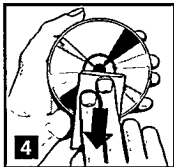
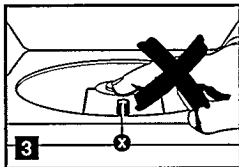
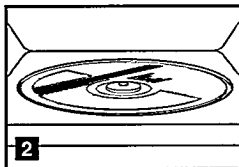
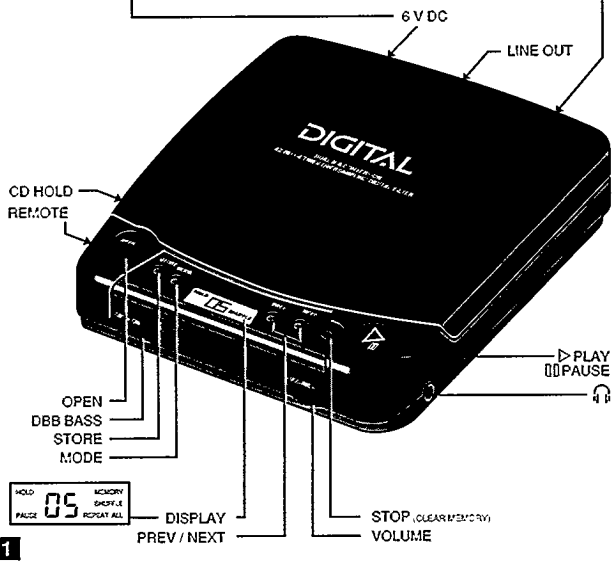

(S) Svenska sida 46 **(S)**
Garanti och service sidorna 60-66

(SF) Suomi sivu 53 **(SF)**
Takuu ja huolto sivut 60-66



**CLASS 1
LASER PRODUCT**



4x type AA-cells,
R6, UM3



CONTROLS - fig. 1

6 V DC	socket for external power supply 6 V/350 mA Direct Current +  -
LINE OUT	for CD-reproduction through your stereo system
BATTERY	battery holder
REMOTE	socket for the optional remote control unit SBC6209 or SBC6211
	socket for stereo headphones or mini loudspeakers
HOLD	the CD control keys are inoperative (except for the REMOTE control keys)
DBB BASS	DYNAMIC BASS BOOST slider, to boost the bass response on the headphones
STORE	press briefly to store the displayed track number in the memory press longer than 1 second to display all stored track numbers (DISPLAY MEMORY)
OPEN	to open the disc compartment
VOLUME	volume control
MODE	press so many times until the required function appears in the display REPEAT continuously repeat 1 title (the displayed track) REPEAT ALL (MEMORY) continuously repeat the disc (or the stored selection - MEMORY) SHUFFLE play all tracks in a random order SHUFFLE REPEAT continuously repeat the disc in the SHUFFLE mode
DISPLAY	Display shows: TRACK the total number of tracks and during PLAY the number of the track being played PAUSE activated SHUFFLE activated REPEAT activated (repeat 1 title) REPEAT ALL activated (repeat the disc) MEMORY the stored selection (memory) is played HOLD activated during PLAY: <ul style="list-style-type: none">• keep pressed to play fast backward or forward• press briefly to play a previous or next track during programming in position STOP: <ul style="list-style-type: none">• press briefly to display a previous or next track
PREV(ious)/NEXT	stop button
STOP	being in the STOP mode, press STOP again to clear the memory
▷ PLAY/⏸ PAUSE	play and pause button

POWER SUPPLY

Batteries


- Open the battery door, take out the battery holder and insert as indicated four (preferably Alkaline) batteries, type R6, UM3 or AA-cells, see fig. 1. You may also use rechargeable Nickel-Cadmium batteries.

- Remove the batteries if exhausted or if they are not to be used again for a long period.

When the batteries (or rechargeable battery pack) are exhausted **bA** appears on the display, the set stops playing and is switched off after 30 seconds.

The battery supply is switched off when the 6 V DC socket is in use. When changing over to battery supply, pull out the plug from the 6 V DC socket.

6 V DC socket

- **At home**, you can use the supplied mains adapter, delivering 6-7 V/350 mA Direct Current, +  -, pluspole + to the centre pin.

Connect the mains adapter to the 6 V DC socket and the wall socket. Remove the mains adapter from the wall socket when the set is not in use.

- **In your car**, you can use the voltage converter from the car accessory kit SBC 3557. for power supply from the cigar lighter socket on your dashboard.

CONNECTIONS

Headphone socket

- For stereo headphones (or mini loudspeakers) with 3.5 mm plug.

LINE OUT socket

- For CD-reproduction:

- **at home**: through your stereo system (amplifier, receiver, recorder, etc.). Use the supplied signal lead SBC 1059, to connect the socket LINE OUT to the input sockets LINE IN, AUX or CD IN of the other set.

- **in your car**: through your car radio cassette player using the cassette adapter from the car accessory kit SBC 3557.

Adjust the VOLUME control of the CD-player to position 4 and switch off DBB.

Adjust the sound on the stereo system or car radio.

REMOTE socket

- For the optional remote controls SBC 6211 or SBC 6209










ACCESSORIES



RECHARGEABLE BATTERY PACK SBC6411(supplied with AZ6813)

Instead of the battery holder, the rechargeable battery pack SBC6411 can be used. This package can be charged when it is placed in the set which is connected via the AC/DC-adapter to the mains. It can also be charged outside the set when it is connected directly to the AC/DC adapter.


When the charging control on the backside of the package is off, the battery pack is 80% charged (after approx. 3 hours). After another 3 hours the battery pack is fully charged.

When the set is being used during charging, the charging time is longer.

• If the battery will not be used for a long period, store it fully charged outside the CD-player. Each battery, even when not in use, discharges slowly, so recharge the battery every 6 months to prevent it from being discharged completely.

CAR ACCESSORY KIT SBC 3557 (supplied with AZ6812)

Voltage converter (for 12 V, negative grounding only)

- This converter delivers 6 V/350 mA Direct Current, +  - pluspole + to the centre pin.
- First, connect the DC-plug to the 6 V DC socket.
- After that, insert the voltage converter into the cigar-lighter socket. If necessary, clean the cigar lighter socket to obtain a good electrical contact.
- Always remove the converter from the cigar-lighter socket when the CD-player is not in use and when listening to the radio.

Cassette adapter

Find a good and safe place for the CD-player:

- on a vibration-free and stable surface;
- not dangerous or interfering for the driver or passengers;
- avoid excessive heat from the car heating or from direct sunshine, e.g. when parking in the sun and avoid moisture, dust and dirt.
- Turn down the volume of your car radio cassette-player.
- Connect the cassette-adapter plug to the socket LINE OUT of the CD-player.
- Slide the cassette carefully into the car radio cassette player.
- Adjust the VOLUME control of the CD-player to position 4, switch off DBB and adjust the sound with the controls of the car radio.
- To remove the cassette adapter, press the eject button of the cassette player.

Other accessories available from your dealer

SBC 3546: Car mounting plate for CD player with extra damping.

SBC 3547: Flexible mounting arm to install the mounting plate in the car.

SBC 6211: Remote control with the functions PLAY ▷, STOP and ◀◀ PREVIOUS/NEXT ▶▶.

SBC 6209: Remote control with the functions PLAY ▷, STOP, ◀◀ PREVIOUS/NEXT ▶▶, PAUSE, CUE, REVIEW, PROGRAM, DISPLAY PROGRAM, REPEAT, SHUFFLE and direct selection of tracks.

GENERAL MAINTENANCE

- The mechanism of the CD-player is fitted with self-lubricating bearings and therefore must not be oiled or greased.
- Fingerprints, dust and dirt on the apparatus can be removed using a soft, clean and slightly damp leather cloth. Do not use any cleaning agents which contain abrasives or solvents such as benzine thinner, alcohol, refined petrol or ammonia, since they may affect and harm the cabinet.
- Do not expose the set, batteries or discs to rain or moisture, or, for any great length of time, to excessive heat from heating equipment or direct sunshine, e.g. in cars parked in the sun.
- Keep the set and the discs away from sand.



CD-PLAYER AND DISCS

- The lens (⊗) (fig. 3) should never be cleaned.
- The lens may steam up when the set is taken from a cold into a warm environment. Playing a disc is not possible then. Do not clean the lens, but let the set acclimatize for a while.
- Always pick up the disc by the edge and put it back in its box immediately after use.
- To remove dirt from a disc, first breathe on the disc and wipe it off in a straight line from centre to edge (fig. 4) using a soft, lint-free cloth. The use of cleaning agents may harm the disc.

PLAYING A DISC

- Ensure that the CD HOLD switch is in position OFF.
- Connect headphones to the socket Ω.
- Press OPEN to open the disc cover.
- Insert the disc, printed side facing up (fig. 2) and close the cover.
- Adjust the sound with the VOLUME control and the DBB bass slider.
- Playback will start by pressing PLAY ▷. As soon as playback starts, the display shows the track number 1. When the second title is reached, number 2 appears, etc.
- For brief interruptions, press PAUSE ⏸. The word PAUSE appears. To continue playback, press PAUSE ⏸ again.
- To stop playback, press STOP. Now the display shows the total number of tracks present on the disc.
- The CD player also goes to position STOP:
 - when the end of the disc is reached;
 - by opening the disc cover;
 - if the batteries run down or if the power supply is interrupted in another way.
- Open the disc cover only if the CD-player is in position STOP.
- In the STOP position, the CD-player automatically shuts down 30 seconds after the last command when battery supply is used and goes to stand-by when the AC/DC adapter is connected.

**Remarks**

- If the batteries get exhausted, the CD-player will not function normally, e.g. it does not start. In this case, replace the batteries or connect a mains adapter to the 6 V DC socket.
- If **PLAY** is pressed and the CD-player shuts down after some seconds, the CD-player cannot read the disc. Possible causes are:
 - you inserted the disc the wrong way; the label should face up (fig. 2);
 - the surface of the disc is badly scratched or dirty, see 'Maintenance';
 - the lens (X) (fig. 3) is steamed up because of a sudden transition from a cold into a warm environment; do not clean the lens, but let the set acclimatize for a while;
 - the batteries are exhausted. Replace the batteries or connect a mains adapter.

STANDBY

If the set is supplied by the AC/DC adapter, the set is not shut down 30 seconds after the last command in the STOP position but is switched to stand-by mode. In this mode the stored titles and selected functions are not cleared.

By pressing one of the CD-control keys (or remote control keys) the set can be activated again.

MODE (SHUFFLE and REPEAT)

By pressing the MODE button several times, all play modes will successively appear on the display:

- 1 x SHUFFLE to play the disc in a random order;
- 2 x SHUFFLE (repeat) to repeat the disc continuously in a random order;
- 3 x REPEAT ALL to repeat the disc continuously;
- 4 x REPEAT to repeat the the actual title continuously;
- 5 x NORMAL (no display indication) to defeat the SHUFFLE and REPEAT modes.

If the word MEMORY is also visible on the display only the titles stored in the memory will be played.

To defeat the REPEAT and SHUFFLE mode, choose position NORMAL (no display indication).

CD HOLD

When carrying the player with you, you can set the CD HOLD switch to ON. HOLD appears on the display. The CD-control keys are then inoperative (except for the REMOTE control keys). Now, playing a disc is not interrupted when a button is accidentally touched.

For operating the normal CD-buttons, place the CD HOLD switch to position OFF again.



PREV(ious)/NEXT

1. Go to the next or previous track - *press briefly (less than 1 second)*

a. During PLAY:

NEXT - go to the next title

You can jump to the next title by pressing NEXT once briefly.

If you want to skip more than one track, then press NEXT more than once briefly until the display shows the desired track number.

PREV(ious) - go to the previous title

If you want to repeat the running title from the beginning, press PREV(ious) once briefly.

If you want to repeat one of the previous titles, press PREV(ious) more than once briefly until the display shows the required track number.

b. In position STOP with a disc inserted you can select the desired title by pressing PREV(ious) and NEXT briefly, once or more than once, until the display shows the required track number.

2. Search during PLAY - *keep pressed (longer than 1 second)*

During PLAY, keep NEXT for search forward and PREV(ious) for search backward pressed. The disc is played partly and at high speed, however, the sound is still recognizable.

Release the button as soon as you recognize the required passage: the disc will be played in the normal way from this passage.

If the button is pressed longer than 6 seconds, the search speed increases.

STORE



PROGRAMMING TRACK NUMBERS

You may select a number of tracks and store these in the memory in the desired sequence. When playing, you will only hear the stored titles in the selected sequence. At most, 20 tracks can be stored in the memory. You may store each track more than once.

Manual selecting

- Insert a disc and close the door.
- Select the desired track using the buttons NEXT and PREV(ious) until the display shows the required track number.
- Store this track by pressing STORE briefly.
 - After pressing STORE briefly the character P (PROGRAM) appears, indicating that the track has been stored.
 - Store all desired titles in the required sequence. You may store each track more than once.
 - At most, 20 tracks can be stored in the memory. When the memory is full, the character F (FULL) appears.
 - When pressing STORE longer than 1 second, the display will show in sequence all stored track numbers.
 - You can simply erase the whole memory by pressing STOP for a second time: the character C for CLEAR appears now.

Storing during PLAY

- During normal PLAY you may store the running title by pressing STORE briefly.
 - After pressing STORE briefly the character P (PROGRAM) appears, indicating that the track has been stored.
 - Store all desired titles in the required sequence. You may store each track more than once.
 - At most, 20 tracks can be stored in the memory. When the memory is full, the character F (FULL) appears.
 - When pressing STORE longer than 1 second, the display will show in sequence all stored track numbers.
 - You can simply erase the whole memory by pressing STOP for a second time: the character C for CLEAR appears now.

The contents of the memory are also erased:

- if the set shuts down automatically 30 seconds after STOP (only when battery supply is used);
- if the batteries get exhausted or if the power supply is interrupted in another way.

How to play the stored selection

To play your selection, the CD-player should be in position STOP; then press PLAY ▷: now, the word MEMORY appears.

This product complies with the radio interference requirements of the European Community.

The type plate is located on the base of the set.

GUARANTEE AND SERVICE FOR UNITED KINGDOM

Philips sell this product subject to the understanding that if any defect in manufacture or material shall appear in it within 12 months from the date of consumer sale, the dealer from whom the product was purchased will arrange for such defect to be rectified without charge, provided:

1. Reasonable evidence is supplied that the product was purchased within 12 months prior to the date of claim.
2. The defect is not due to use of the product for other than domestic purposes, or on an incorrect voltage, or contrary to the Company's operating instructions, or to accidental damage (whether in transit or otherwise), misuse, neglect or inexperienced repair.

Products sent for service should be adequately packed as no liability can be accepted for damage or loss in transit, and name and address must be enclosed.

Facts about free service: When service is required, apply to the dealer from whom the product was purchased. Should any difficulty be experienced in obtaining Service, e.g. in the event of the dealer having ceased to trade, you are advised to contact Philips Service.

These statements do not affect the statutory rights of a consumer.

If you have any questions which your dealer cannot answer, please write to **Philips Consumer Relations,**

✉ **P.O. Box 298, 420 London Road, CROYDON CR9 3QR,** or ☎ **(01) 689-2166 Consumer Advice.**

Please retain this card. Produce if service is required.

GUARANTEE AND SERVICE VALID FOR AUSTRALIA

The benefits given to the purchaser by this warranty are in addition to all other rights and remedies, which, under the Trade Practices Act or other Commonwealth or State law, the purchaser or owner has in respect of the product. The Philips product carries the following warranties: C-series HiFi-systems: 12 months. Compact Disc Players: 12 months. Home Audio Systems: 6 months. Clock radios, portable radios, cassette recorders, cassette players and radio recorders: 90 days.

Any defect in materials or workmanship occurring within the specified period from the date of delivery, will be rectified free of charge by the retailer from whom this product was purchased.

Note: Please retain your purchase docket to assist prompt service.

Conditions of this warranty

1. All claims for warranty service must be made to the retailer from whom this product was purchased. All transport charges incurred in connection with warranty service or replacement will be paid by the purchaser.
2. These warranties do not cover batteries and extend only to defects in materials or workmanship occurring under normal use of the product where operated in accordance with our instructions.

Philips Consumer Products Division, Technology Park, Figtree Drive, Australia Centre, HOMEBUSH 2140, New South Wales

GUARANTEE AND SERVICE FOR NEW ZEALAND

Thank-you for purchasing this quality Philips product. The document you are now reading is your guarantee card.

Guarantee.

Philips New Zealand Ltd guarantees this product against defective components and faulty workmanship for a period of 12 months. Any defect in materials or workmanship occurring within 12 months from the date of purchase subject to the following conditions will be rectified free of charge by the retailer from whom this product was purchased.

Conditions.

1. The product must have been purchased in New Zealand, and this guarantee card completed at time of purchase (this is your proof of date of purchase).
2. The guarantee applies only to faults caused by defective components, or faulty workmanship on the part of the manufacturer.
3. The guarantee does not cover failures caused by misuse, neglect, normal wear and tear, accidental breakage, use on the incorrect voltage, use contrary to operating instructions, or unauthorised modification to the product or repair by an unauthorised technician.
4. Reasonable evidence (in the form of a sales docket or completed guarantee card) must be supplied to indicate that the product was purchased no more than 12 months prior to the date of your claim.
5. In the event of a failure, Philips shall be under no liability for any injury, or any loss or damage caused to property or products other than the product under guarantee.

This guarantee does not prejudice your rights under common law and statute, and is in addition to the normal responsibilities of the retailer and Philips.

How to claim.

Should your Philips product fail within the guarantee period, please return it to the retailer from whom it was purchased. In most cases the retailer will be able to satisfactorily repair or replace the product.

However, should the retailer not be able to conclude the matter satisfactorily, or if you have other difficulties claiming under this guarantee, please contact

The Guarantee Controller, Philips New Zealand Ltd, ✉ P.O. Box 1041, AUCKLAND - ☎ (09) 605-914

GUARANTEE AND SERVICE VALID FOR IRELAND

This apparatus is made of high quality material and great care has been taken in its manufacture. Philips, therefore, give you a guarantee on parts against failures arising from faulty workmanship or material for 12 months after date of purchase. This guarantee is valid on the condition that this certificate is completed and signed immediately on delivery of the apparatus. In case of failure ask your dealer for further information. If you have any questions which your dealer cannot answer, you may apply to
Philips Electrical (Ireland) Ltd., Service Department, Newstead, Clonskeagh, DUBLIN 14, ☎ 69 33 55.

GARANTIE FÜR DIE BUNDESREPUBLIK DEUTSCHLAND

Philips-Geräte sind Markenartikel, die mit größter Präzision nach modernsten Fertigungsmethoden und mit einem Höchstmaß an Sorgfalt hergestellt werden. Das Gerät wird Ihnen gute Dienste leisten, vorausgesetzt daß Sie es sachgemäß bedienen und unterhalten. Trotz aller Sorgfalt ist das Auftreten von Fehlern nicht auszuschließen. Ihr Partner für die Behebung derartiger Fehler ist Ihr Fachhändler, bei dem das Gerät erworben wurde. Falls ein Reklamationsfall eintritt, wenden Sie sich bitte unter Vorlage des Einkaufsbeleges und des Gerätepasses an Ihren Fachhändler.

GARANTIE IN ÖSTERREICH

In Österreich ist die Gewährleistung für Verträge zwischen Händler und Käufer gesetzlich geregelt. Zur Geltendmachung des Gewährleistungsanspruches dient der Kaufbeleg. Die Österreichische Philips Industrie GmbH unterstützt die Gewährleistungsverpflichtung Ihres Händlers für Neugeräte, die an Handel über die Österreichische Philips Industrie GmbH bzw. Horny VertriebsgmbH bezogen hat, dadurch, daß für den Käufer innerhalb von 6 Monaten ab Verkaufsdatum Funktionsmängel (Fabrikations- oder Materialfehler) in einer unserer Service-Filialen kostenlos, d.h. ohne Verrechnung von Arbeitszeit und Material, behoben werden. Schäden, die durch äußere Einflüsse, unsachgemäße Behandlung oder unsachgemäßen Fremdeingriff entstanden sind, sowie Gehäusefehler oder Glasbruch, sind von dieser Zusage ausgeschlossen.

Philips Zentrale Kundeninformation:

– 1101 WIEN, Triesterstraße 64, ☎ 0222-60101-DW 1620 oder 1563

– 6020 INNSBRUCK, Klostergasse 4, ☎ 05222-74694

– 9020 KLAGENFURT, Villacher Straße 161, ☎ 0463-22397-DW 94

Philips Service-Organisation:

– 1232 WIEN, Ketzergasse 120, ☎ 0222-8662-0

INFORMATION SUR LA GARANTIE ET LE SERVICE APRÈS-VENTE EN FRANCE

Cet appareil PHILIPS a été fabriqué avec le souci de vous donner entière satisfaction. Sa garantie contractuelle est de la responsabilité du point de vente.

Cette garantie qui peut varier tant en durée qu'en contenu, ainsi que les modalités de service après-vente, doivent vous être précisées lors de l'achat par le vendeur qui, de plus, vous conseillera en cas de panne ou de défaillance. À cet effet, il vous est demandé de conserver soigneusement votre facture et/ou le présent document dûment rempli et signé et/ou le contrat de garantie qui vous aura été remis conformément au décret N° 87-1045 du 22 décembre 1987.

Pour sa part, PHILIPS, soucieux de l'intérêt des consommateurs, apporte sa contribution aux efforts de points de vente, que ce soit en matière de garantie ou de service après-vente:

- matériellement, par la formation, l'assistance technique, la fourniture de pièces détachées,
- financièrement, selon des modalités précises définies entre PHILIPS et les points de vente.

Rappel: Vous bénéficiez en tout état de cause des dispositions des articles 1641 et suivants du code civil relatifs à la garantie légale.

Aucune garantie ne peut être mise en œuvre si la détérioration résulte d'une cause étrangère à l'appareil ou du non respect des prescriptions d'utilisation.

Service consommateurs PHILIPS:

☎ B.P. 49 - 77423 MARNE LA VALLÉE CÉDEX 2

☎ (16-1) 64 80 54 54 - Minitel 36 15 code: PHILIPS

SNC PHILIPS ELECTRONIQUE DOMESTIQUE - RCS NANTERRE B 333 6760 833

GARANTIE EN BELGIQUE ET LUXEMBOURG

Pour les conditions de garantie en Belgique et Luxembourg veuillez vous référer à la carte de garantie que le revendeur doit vous remettre au moment de l'achat.

• **Pour la Belgique:** Si après l'achat de l'un ou l'autre appareil Philips vous avez des problèmes concernant par exemple la garantie, le fonctionnement ou l'utilisation de ces appareils et que le distributeur qui vous a vendu ces appareils éprouve des difficultés pour les résoudre, prenez contact, soit par téléphone, soit par écrit avec notre service **'Contact Clientèle', Place de Brouckère 2, 1000 - BRUXELLES - ☎ 02/211 91 11**

GARANTIE EN SERVICE IN BELGIË EN LUXEMBURG

In België en Luxemburg gelden uitsluitend de garantiebepalingen zoals die in het via uw handelaar apart verstrekte garantiebewijs staan aangegeven.

• **Voor België:** Indien u na de aankoop van een of ander Philips apparaat problemen heeft met bijv. de waarborg, de werking, of het gebruik ervan, en indien de verdeler die u deze apparaten verkocht heeft moeilijkheden ondervindt om deze problemen op te lossen, stelt u zich dan telefonisch of schriftelijk in verbinding met onze dienst **'Klanten Kontakt', de Brouckèreplein 2, 1000 - BRUSSEL - ☎ 02/211 91 11**

GARANTIE EN SERVICE IN NEDERLAND

• Wat wordt gegarandeerd?

Philips Nederland B.V. garandeert dat dit apparaat kosteloos wordt hersteld indien (bij normaal particulier gebruik volgens de gebruiksaanwijzing) binnen 12 maanden na aankoopdatum fabricage- en/of materiaalfouten optreden.

• Wie voert de garantie uit?

De zorg voor de uitvoering van de garantie berust bij de handelaar die u het apparaat verkocht heeft. De handelaar kan daarbij eventueel een beroep doen op een der Philips Service vestigingen.

• Uw aankoopbon + de identificatiekaart

De identificatiekaart is uw garantiebewijs. U kunt alleen een beroep doen op de bovenomschreven garantie tegen overlegging van de aankoopbon (factuur, kassabon of kwitantie), in combinatie met de identificatiekaart, waarop typenummer en serienummer zijn vermeld. Uit de aankoopbon dienen duidelijk de aankoopdatum en de naam van de handelaar te blijken. Mocht het noodzakelijk zijn deze documenten aan uw handelaar af te geven, dan kunt u hem daarvoor een ontvangstbewijs vragen.

De garantie vervalt indien op de genoemde documenten iets is veranderd, doorgehaald, verwijderd of onleesbaar gemaakt. De garantie vervalt eveneens indien het typenummer en/of serienummer op het apparaat is veranderd, doorgehaald, verwijderd of onleesbaar gemaakt.

• Hoe te handelen bij een storing?

Om onnodige kosten te voorkomen, raden wij u aan bij storingen eerst nauwkeurige de gebruiksaanwijzing te lezen. Indien de gebruiksaanwijzing daarin geen uitkomst biedt, kunt u uw handelaar raadplegen en/of hem het apparaat ter reparatie aanbieden.

• ...en bij problemen?

Bij problemen omtrent de garantie-uitvoering kunt u zich in verbinding stellen met **Philips Nederland B.V., Afdeling Consumentenbelangen, Antwoordnummer 500, 5600 VB EINDHOVEN** (postzegel niet nodig), of ☎ **040-78 11 78**.

GARANTIE FÜR DIE SCHWEIZ

Philips-Geräte sind aus einwandfreiem Material und mit großer Sorgfalt hergestellt worden. Dieses Gerät wird Ihnen gute Dienste leisten, sofern es sachgemäß bedient und unterhalten wird.

Trotz aller Sorgfalt ist das Auftreten von Fehlern nicht ganz auszuschließen. Im Falle eines Defektes wenden Sie sich bitte unter Vorlage des Einkaufsbeleges und des Gerätepasses an das Fachgeschäft, in welchem Sie das Gerät erworben haben.

GARANTIE POUR LA SUISSE

Les appareils Philips ont été fabriqués au moyen de matériaux de toute première qualité et avec beaucoup de soins. Cet appareil vous donnera encore plus de satisfaction si l'utilisation et l'entretien sont suivis selon le mode d'emploi. Malgré tous les soins apportés, l'apparition de défauts n'est pas exclue. Dans ce cas, nous vous serions reconnaissants de bien vouloir vous adresser directement chez votre vendeur muni du passeport de l'appareil ainsi que de la facture s'y reportant.

GARANZIA PER LA SVIZZERA

Gli apparecchi Philips sono prodotti con materiali di prima qualità e assemblati con la massima cura. Essi Vi offriranno un ottimo servizio, in cambio di un accurato uso e manutenzione.

Malgrado tutti i nostri sforzi, non è escluso che possano avvenire dei guasti. In caso di difetto Vi preghiamo di rivolgerVi al Vostro fornitore specializzato, portando con Voi il passaporto assieme ai documenti d'acquisto.

GARANTI OG SERVICE FOR DANMARK

De er nu ejer af et apparat, hvis konstruktion er baseret på erfaring og lang tids forskning.

Philips garanterer for kvaliteten, og hvert led i fabrikationen er underkastet stadig kontrol. Alle henvendelser om fejl under garantien skal rettes til den forhandler, der har udleveret og underskrevet garantibeviset, hvorpå de gældende garantibestemmelser tillige er anført. Garantien er kun gældende i købslandet.

GARANZIA E ASSISTENZA VALIDE PER L'ITALIA

Questo apparecchio è stato realizzato con materiali di prima qualità e costruito con la massima cura. La Philips comunque fornisce all'acquirente una Garanzia di buon funzionamento secondo le condizioni stabilite dall'**ANIE**. Tale Garanzia decorre dalla data di acquisto ed ha la durata di **6 mesi**. Per aver diritto alla Garanzia è necessario che questo certificato riporti i dati di Modello e Matricola dell'apparecchio, la data di acquisto ed il timbro del rivenditore; inoltre per tutti gli apparecchi per i quali è prevista la "ricevuta fiscale" (o altro documento di consegna) il documento stesso dovrà essere conservato con questo certificato a certificazione della data d'acquisto.

In caso di necessità il prodotto dovrà essere fatto pervenire al Centro di Assistenza più vicino al cui recapito è pubblicato sugli elenchi telefonici della zona di residenza alla voce Philips.

Per questo apparecchio Philips offre un Abbonamento all'Assistenza Tecnica. Per informazioni rivolgersi ai Centri di Assistenza o al servizio Consumatori Philips.

Philips S.p.A., Viale lo Fulvio Testi 327, 20162 MILANO, ☎ 1678-20026

CONDIÇÕES VÁLIDAS PARA PORTUGAL

A Philips Portuguesa, SA, assegura ao comprador deste aparelho garantia contra qualquer defeito de material ou fabrico, pelo prazo de 6 meses, contado a partir da data de aquisição. As agulhas de fonocaptores não têm qualquer garantia.

A Philips Portuguesa, SA, anula a garantia ao aparelho desde que se verifique ser a deficiência motivada por acidente, utilização incorrecta, causas externas, ou nos casos em que apresente vestígios de ter sido violado, ajustado ou reparado por entidade não autorizada. Também será considerada nula a garantia se este certificado apresentar rasuras ou alterações.

A Philips Portuguesa, SA, obriga-se a prestar a garantia referida somente nos seus Serviços Técnicos ou nos Concessionários de Serviço autorizados. As despesas e riscos de transporte de e para as oficinas serão sempre da responsabilidade do comprador.

Nota: Para que o aparelho seja assistido ao abrigo da garantia, é indispensável que seja apresentado este certificado, devidamente preenchido e autenticado, por vendedor autorizado, aquando da sua aquisição.

Se sobre esta garantia necessitar algum esclarecimento que o vendedor não lhe possa dar, deve dirigir-se a:

Philips Portuguesa, SA,

— **Outeira - Carnaxide - 2795 LINDA A VELHA - ☎ 418 00 71/9**

— **R. Eng. Ezequiel de Campos, 182 - 4100 PORTO - ☎ 67 26 13**

PHILIPS IBÉRICA, S.A.E.

Garantiza este aparato durante 6 meses, a partir de la fecha de adquisición, de la forma siguiente:

1. Cubriendo cualquier defecto de fabricación o vicio de origen, así como la totalidad de sus componentes, incluyendo la mano de obra necesaria para el reemplazo de las piezas defectuosas, por nuestros talleres autorizados.
2. Esta garantía no cubrirá la avería, si es consecuencia de incorrecta instalación del aparato, manifiesto mal trato o uso inadecuado del mismo. La calificación de las averías corresponderá únicamente a los servicios técnicos de los talleres autorizados Philips.
3. Las reparaciones que pudieran producirse durante el período de vigencia de la presente garantía se efectuarán, bien en el domicilio del usuario, bien en los talleres autorizados Philips, a libre elección y criterio de ésta última.
4. Transcurrido un mes desde la fecha de adquisición del aparato, todos los gastos de desplazamiento del personal técnico para proceder al examen y/o reparación del aparato correrán por cuenta del usuario de acuerdo con las tarifas establecidas para este concepto.
5. En todas las reparaciones se deberá acompañar al aparato factura de compra y la presente garantía debidamente cumplimentada, con la indicación exacta de la fecha de venta del aparato.
6. En todo caso, el titular de la garantía tiene los derechos mínimos reconocidos por la Ley.

Titular (Comprador).....

Domicilio.....

GARANTÍA PARA MÉXICO

Este aparato está fabricado con materiales de alta calidad y ha sido cuidadosamente verificado. Philips, por lo tanto, da a usted una garantía de 12 meses a partir de su fecha de compra.

La garantía ampara la reposición de las piezas defectuosas debidas a fallas en su montaje o en los materiales, incluyendo la mano de obra necesaria para su reemplazo en nuestras Sucursales o talleres autorizados.

En caso de fallas en su aparato le rogamos se sirva poner en contacto con su distribuidor.

Esta garantía no cubrirá las averías que resulten como consecuencia de una instalación incorrecta del aparato, manifiesto maltrato o uso inadecuado del mismo.

Philips se obliga a reparar y devolver a usted su aparato en un plazo no mayor de 30 días hábiles contados a partir de la fecha de haber ingresado su aparato a uno de nuestros talleres.

Para que esta garantía sea válida, es necesario que el certificado que figura en la parte posterior de esté instructivo haya sido debidamente llenado en el momento de la compra del aparato.

En caso de extravío del certificado con la presentación de la factura o remisión de su aparato podrá hacer efectiva la garantía correspondiente.

Si usted tiene alguna duda o pregunta que no le pueda solucionar su distribuidor, por favor ponerse en contacto con:

Oficinas Centrales de Servicio, Av. Coyoacán No. 1051, Col. del Valle,

03100 MÉXICO, D.F. - ☎ 5-75-20-22 o 5-75-01-00



GARANTI I NORGE

De er nå eier av et apparat som er basert på lang tids forskning og erfaring.

Philips garanterer for kvaliteten, men hvis en feil skulle oppstå bes De ta kontakt med den forhandler som har utlevert og underskrevet garantibeviset.

Garantien gjelder kun i kjøpstlandet hvor de gjeldende garantibestemmelser må følges.

Hvis De trenger ytterligere opplysninger utover de forhandleren kan gi Dem, kan De henvende Dem til:

Norsk A/S Philips, Avd. Audio/Video, Sandstuveien 70, OSLO 6 - ☎ 02 - 68 02 00

TAKUU JA HUOLTO

Tämän tuotteen rakenne on pitkäaikaisen, kokemuksella tehdyn tutkimustyön tulos. Jatkuvan eri tuotantovaiheissa tehtävän laaturatkailun vuoksi Philips takaa tuotteensa laadun.

Tarkemmat tiedot takuuehdoista saat Philips-myyjältä tai alla olevasta osoitteesta.

Oy Philips AB, Sinikalliontie 3, 02630 ESPOO - ☎ (358-0)-50261

☎ Oy Philips AB, P.O. Box 75, 02631 ESPOO

ΠΛΗΡΟΦΟΡΙΕΣ ΓΙΑ SERVICE ΚΑΙ ΕΓΓΥΗΣΗ ΣΤΗΝ ΕΛΛΑΔΑ

Η συσκευή έχει ελεγχθεί σχολαστικά η λειτουργία της είναι άριστη και λόγος ανγκατα στάσεώς της δεν πρόκειται σε καμμία περίπτωση να προκύψει Αν όμως παρ όλα αυτά κάποιο εξάρτημα δεν λειτουργήσει το εξάρτημα αυτό και η εργασία επισκευής παρέχονται απο την Εταιρία δωρεάν Η προσκομιζόμενη για επισκευή συσκευή πρέπει να συνοδεύεται απαραίτητα από το ΔΕΛΤΙΟ ΛΙΑΝΙΚΗΣ ΠΩΛΗΣΕΩΣ η φωτοτυπία του και το παρόν έντυπο συμπληρωμένο και σφραγισμένο από το κατάστημα αγοράς του Η εγγύηση ισχύει για ΕΝΑ έτος από την ημερομηνία αγοράς Η εγγύηση δεν ισχύει στις παρακάτω περιπτώσεις

α Για ανωμαλία όχι από βλάβη της συσκευής αλλά από φθορά ή βλάβη που προκλήθηκε από τρίτους ή από μεταβολή της τάσεως του ηλεκτρικού ρεύματος

β Για ανωμαλία λόγω ελαττωματικής εγκαταστάσεως της συσκευής

γ Όταν ο αριθμός κατασκευτής της συσκευής έχει αλλοιωθεί

δ Για κεφαλές πίκ άπ και μικρόφωνα

Η εργασία επισκευής γίνεται στα Εργαστήρια της Εταιρίας όπου ο πελάτης πρέπει να μεταφέρει τη συσκευή με δική του δαπάνη

Κανένας αντιπρόσωπος δεν έχει το δικαίωμα αλλαγής των όρων εγγυήσεως Μετά τη λήξη του χρόνου εγγυήσεως για κάθε πρόβλημα συντηρήσεως επισκευής ή συμβουλής σας συνιστούμε να αποτινείσθε στα κατά τόπους Service της Εταιρίας

Διεύθυνση Κεντρικών SERVICE PHILIPS

25ης Μαρτίου 15 177 78 Ταύρος ☎ 4894 911

Τημική 62 546 93 Θεσσαλονίκη ☎ 260 621

**Guarantee certificate
Identificatiekaart
Certificado de garantia**

**Certificat de garantie
Certificato di garanzia
Takuutodistus**

**Garantieschein
Garantibeviset
Εγγύηση**

Type Plate

Date of purchase – Date d'achat – Kaufdatum – Koopdatum - Fecha de compra
Data da compra – Data di acquisto Købsdato - Kjøpedato – Inkøpsdato – Ostöpäivä
Ημερομηνία αγοράς

19

Dealer's name, address and signature
Nom, adresse et signature du revendeur
Name, Anschrift und Unterschrift des Händlers
Naam, adres en handtekening van de handelaar
Nombre, dirección y firma del distribuidor
Nome, indirizzo e firma del fornitore
Nome, morada e assinatura do vendedor
Forhandlerens navn, adresse og underskrift
Återförsäljarens namn, adress och namnteckning
Myyjän nimi, osoite ja allekirjoitus
Όνομα Επώνυμο αντιπροσώπου

