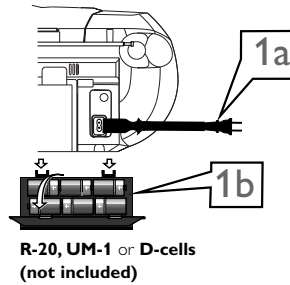




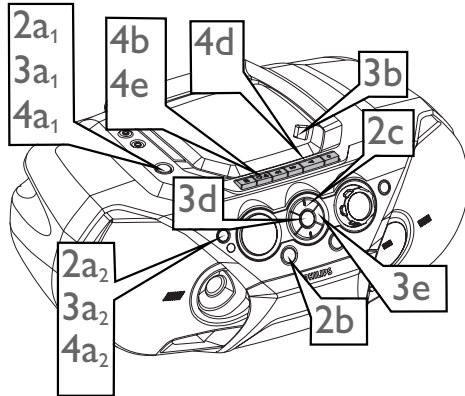
**1 Choosing mains Supply**

- a Connect the AC mains lead to the **AC MAINS** inlet and the wall socket..
- OR-
- b Open the battery door and insert **6 x D** batteries.



**2 Listening to the Radio**

- a Press **STANDBY ON**  $\phi$  to on, then press **Source selector** to select **TUNER** (or press **TUNER** on the remote control).
- b Press and hold **PROGRAM** until **AUTOSTORE** appears.
  - Available stations are programmed.
- c Press **ALBUM/ PRESET - , +** until the desired preset station is displayed



**3 Playing a CD/MP3**

- This player plays Audio Discs including CD-Rs/CD-RWs, and MP3 CDs.
- a Press  $\phi$  once or more to on, then select **CD** source (or press CD on the remote control)
  - b Press **OPEN•CLOSE** to open the CD door.
  - c Insert a CD/MP3 with the printed side facing up and close the door.
  - d Press **▶||** to start playback.
  - e To stop CD playback, press **■**.

**4 Playing a tape**

- a Press  $\phi$  once or more to on, then select **TAPE** source
- b Press **■▲** to open the cassette holder.
- c Insert a cassette and close the door.
- d Press **◀** to start playback.
- e To stop the tape, press **■▲**.

**STANDBY ON**  $\phi$   
power on/ off switch.

**AUX**  
3.5 mm jack for external audio appliance

$\phi$   
3.5 mm stereo head-phone socket

**Telescopic antenna**  
Improves FM reception.

**ALBUM/ PRESET - , +**  
Press to select an album. (MP3 only);  
Press to select a preset radio station

**MODE**  
Press to select different play modes: e.g. REPEAT or SHUFFLE(random order)

**Source selector**  
Press to select CD(MP3-CD)/ TUNER/ AUX/ TAPE function

**PROGRAM**  
Use to program CD tracks or preset radio stations.

**CASSETTE RECORDER** keys  
Press to operate a tape.

**OPEN•CLOSE**  
Press to open/close the CD door.

**VOLUME**  
Turn to adjust volume level.

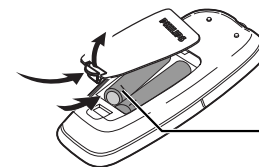
**DBB**  
Press to turn the bass enhancement on(DBB1 or DBB2) /off.

$\blacksquare$   
Press to stop CD playback or erase a CD program.

**FM•MW**  
Selects wavebands;  
During playback, press to display MP3-CD information (MP3 only)

**SEARCH**  $\ll \gg$   
Skips & searches CD tracks backwards/ forwards;  
Tunes to radio stations (down/up).

**REMOTE CONTROL**



Insert 2 batteries, type **AAA, R03** or **UM4** (not included)

