


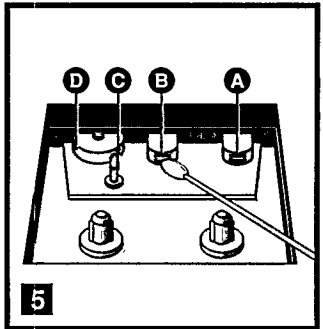
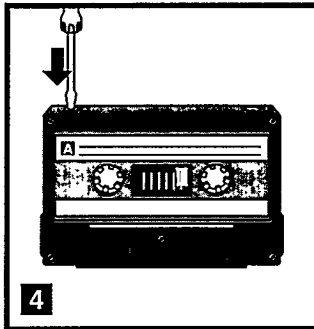
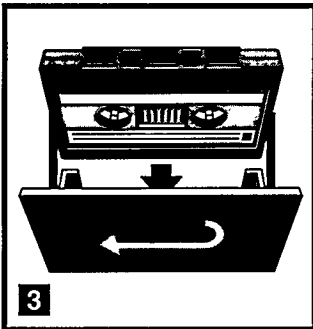
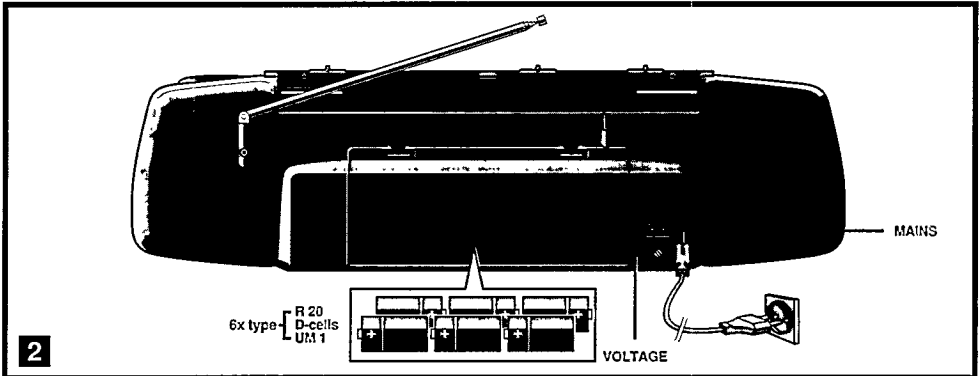
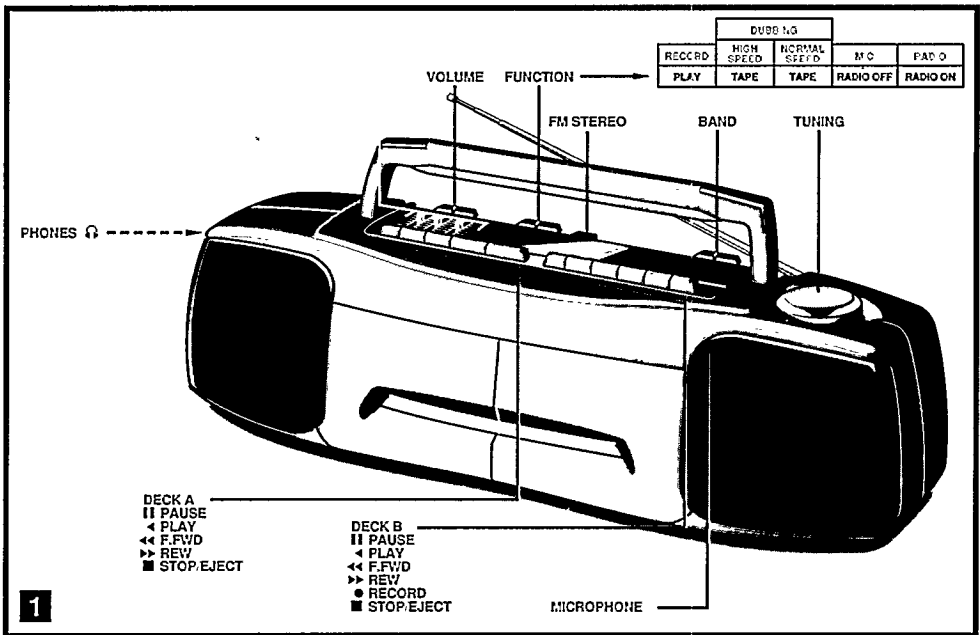


CONSUMER ELECTRONICS

PHILIPS



- | | |
|------|---------------------------------|
| (GB) | Stereo Radio Cassette Recorder |
| (F) | Radiocassette Stéréo |
| (D) | Stereo Radio-Cassetten-Recorder |
| (NL) | Stereo Radio-Cassetterecorder |
| (E) | Radiocasete Estéreo |
| (I) | Radioregistratore Stereo |
| (S) | Stereo Kassettradio |
| (SF) | Stereo Radionauhuri |



cassette in deck A and search for a particular passage on it. To restart copying, press PAUSE II once more.

- Using PAUSE II of deck A, deck B will record a blank part.
- To stop dubbing, press both STOP buttons ■. The set is then switched off.

MAINTENANCE

To ensure a good recording and playback quality, clean the parts indicated in fig. 5 after every 50 hours of operation or, on average, once a month.

- Open the cassette holder by pressing EJECT ■.
- Use a cotton bud slightly moistened with alcohol or a special head cleaning fluid.
- Press PLAY ◀ and clean the rubber pressure roller (D) (fig. 5).
- Then press PAUSE II and clean the capstan (C), recording/playback head (E) and erase head (A).
- After cleaning, press STOP ■.

Cleaning of the heads (A) and (E) can also be done by playing the cleaning cassette SBC 114 through once.

— Do not expose the set, batteries and cassettes to rain, moisture, sand, or to excessive heat e.g. from heating equipment or in motor cars parked in the sun.

The type plate is on the base of the set.

This product complies with the radio interference requirements of the European Community.

Important notes for users in U.K.:

Mains plug

When fitting a mains plug to the mains lead proceed as follows: The wires in the mains lead are coloured in accordance with the following code. Blue = Neutral, Brown = Live.

These colours may not correspond with the colour markings identifying the terminals in your plug, so proceed as follows: Connect the Brown wire to the terminal marked L or coloured Red. Connect the Blue wire to the terminal marked N or coloured Black. No connection is necessary to the earth terminal.

Note: This apparatus must be protected by a 3 Amp Fuse if a 13 Amp plug is used or, if any other type of plug is used, by a 5 Amp Fuse either in the plug or adapter or at the distribution board. If in doubt consult a qualified electrician.

Copyright

Recording and Playback of material may require consent. See Copyright Act 1956 and The Performer's Protection Acts 1958 to 1972.

Italiano

1

ALIMENTAZIONE

Alimentazione a pile

- Aprite il vano pile (fig. 2) ed inserite come indicato sei pile del tipo R20, UM1 o D.
- Togliete le pile se sono esaurite o se non intendete usarlo per un lungo periodo.

L'alimentazione da pile viene esclusa quando l'apparecchio viene collegato alla rete. Se desiderate l'alimentazione da pile, togliete la spina dalla presa MAINS.

Alimentazione da rete

● Controllate che il voltaggio indicato sulla matricola (sul fondo dell'apparecchio) corrisponda a quello della rete locale. Se non corrisponde, rivolgetevi al rivenditore o Servizio Assistenza.

Se l'apparecchio è provvisto di un selettore tensione VOLTAGE, mettete questo selettore sulla tensione locale.

- Collegare il cavo di rete alla presa MAINS e ad una presa di rete; l'alimentazione a rete è così attivata.
- Per disattivare completamente l'alimentazione a rete sfilate la spina dalla presa di rete.

RICEZIONE RADIO

- Mettete il selettore FUNCTION su RADIO ON.
 - Regolate il suono con il controllo di VOLUME.
- Potete collegare una cuffia stereo con spina 3,5 mm alla uscita PHONES. Gli altoparlanti vengono così esclusi.

- Selezionate la gamma d'onda con il selettore BAND.

● Sintonizzate la stazione con la manopola TUNING. (OC/SW e OL/LW non su tutti i modelli).

— Per FM estraete l'antenna telescopica completamente. Per migliorare la ricezione, inclinate ed orientate l'antenna. Quando il segnale FM risulta troppo forte (in prossimità di un'emittente) fate rientrare l'antenna.

— Per le onde medie OM (AM/MW) e lunghe OL (LW), l'apparecchio è munito di un'antenna incorporata rendendo superfluo l'uso dell'antenna telescopica. Per migliorare la ricezione, orientate l'antenna girando l'apparecchio stesso.

— Per le onde corte OC (SW), estraete l'antenna telescopica e posizionala verticalmente. Per migliorare la ricezione, variate la lunghezza dell'antenna.

● Quando l'indicatore FM STEREO si illumina, state ricevendo una stazione stereo in FM. Un rumore di fondo a causa di un segnale FM particolarmente debole può essere soppresso spostando il selettore BAND in posizione FM MONO. L'indicatore FM STEREO si spegnerà così e la riproduzione (e la registrazione) sarà mono.

● L'apparecchio viene spento se il selettore FUNCTION è in posizione TAPE o RADIO OFF ed i tasti del registratore non sono premuti.

REGISTRATORE A CASSETTE

Diritti di autore: La registrazione è permessa solo se non vengono infranti i diritti di autore.

Avvolgimento rapido: Premete ◀◀ o ▶▶. Per arrestare, premete STOP ■.

Protezione contro la cancellazione: Tenete il lato della cassetta da proteggere verso di sé (fig. 4) e spaccate la linguetta di sinistra. Ora non sarà più possibile registrare su questo lato.

GUARANTEE AND SERVICE FOR UNITED KINGDOM

Philips sell this product subject to the understanding that if any defect in manufacture or material shall appear in it within 12 months from the date of consumer sale, the dealer from whom the product was purchased will arrange for such defect to be rectified without charge, provided

1. Reasonable evidence is supplied that the product was purchased within 12 months prior to the date of claim
2. The defect is not due to use of the product for other than domestic purposes, or on an incorrect voltage, or contrary to the Company's operating instructions, or to accidental damage (whether in transit or otherwise), misuse, neglect or inexpert repair.

Products sent for service should be adequately packed as no liability can be accepted for damage or loss in transit, and name and address must be enclosed

Facts about free service

When service is required, apply to the dealer from whom the product was purchased. Should any difficulty be experienced in obtaining Service, e.g. in the event of the dealer having ceased to trade, you are advised to contact Philips Service

These statements do not affect the statutory rights of a consumer.

If you have any questions which your dealer cannot answer, please write to **Philips Consumer Relations**, P.O. Box 298, 420 London Road, CROYDON CR9 3QR, or ☎ (01) 689-2166 Consumer Advice.

Please retain this card. Produce if service is required

GUARANTEE AND SERVICE VALID FOR IRELAND

This apparatus is made of high quality material and great care has been taken in its manufacture.

Philips, therefore, give you a guarantee on parts against failures arising from faulty workmanship or material for 12 months after date of purchase. This guarantee is valid on the condition that this certificate is completed and signed immediately on delivery of the apparatus. In case of failure ask your dealer for further information.

If you have any questions which your dealer cannot answer, you may apply to **Philips Electrical (Ireland) Ltd., Service Department, Newstead, Clonskeagh, DUBLIN 14 - ☎ 69 33 55**

GUARANTEE AND SERVICE VALID FOR AUSTRALIA

The benefits given to the purchaser by this warranty are in addition to all other rights and remedies, which, under the Trade Practices Act or other Commonwealth or State law, the purchaser or owner has in respect of the product

The Philips product carries the following warranties

C-series Hi-Fi-systems 12 months Compact Disc Players: 12 months. Home Audio Systems 6 months Clock radios, portable radios, cassette recorders, cassette players and radio recorders: 90 days. Any defect in materials or workmanship occurring within the specified period from the date of delivery, will be rectified free of charge by the retailer from whom this product was purchased.

Note: Please retain your purchase docket to assist prompt service.

Conditions of this warranty

1. All claims for warranty service must be made to the retailer from whom this product was purchased. All transport charges incurred in connection with warranty service or replacement will be paid by the purchaser
2. These warranties do not cover batteries and extend only to defects in materials or workmanship occurring under normal use of the product where operated in accordance with our instructions.

Philips Consumer Products Division, Technology Park, Figtree Drive, Australia Centre, HOME BUSH 2140, New South Wales

GUARANTEE AND SERVICE FOR NEW ZEALAND

Thank-you for purchasing this quality Philips product. The document you are now reading is your guarantee card

Guarantee.

Philips New Zealand Ltd guarantees this product against defective components and faulty workmanship for a period of 12 months. Any defect in materials or workmanship occurring within 12 months from the date of purchase subject to the following conditions will be rectified free of charge by the retailer from whom this product was purchased.

Conditions.

1. The product must have been purchased in New Zealand, and this guarantee card completed at time of purchase (this is your proof of the date of purchase)
2. The guarantee applies only to faults caused by defective components, or faulty workmanship on the part of the manufacturer.
3. The guarantee does not cover failures caused by misuse, neglect, normal wear and tear, accidental breakage, use on the incorrect voltage, use contrary to operating instructions, or unauthorised modification to the product or repair by an unauthorised technician.

4. Reasonable evidence (in the form of a sales docket or completed guarantee card) must be supplied to indicate that the product was purchased no more than 12 months prior to the date of your claim.

5. In the event of a failure, Philips shall be under no liability for any injury, or any loss or damage caused to property or products other than the product under guarantee.

This guarantee does not prejudice your rights under common law and statute, and is in addition to the normal responsibilities of the retailer and Philips.

How to claim.

Should your Philips product fail within the guarantee period, please return it to the retailer from whom it was purchased. In most cases the retailer will be able to satisfactorily repair or replace the product.

However, should the retailer not be able to conclude the matter satisfactorily, or if you have other difficulties claiming under this guarantee, please contact: **THE GUARANTEE CONTROLLER, Philips New Zealand Ltd, P.O. Box 1041, AUCKLAND - ☎ (09) 605-914**

GARANTIE FÜR DIE BUNDESREPUBLIK DEUTSCHLAND UND WEST-BERLIN

Philips-Geräte sind Markenartikel, die mit größter Präzision nach modernsten Fertigungsmethoden und mit einem Höchstmaß an Sorgfalt hergestellt werden. Das Gerät wird Ihnen gute Dienste leisten, vorausgesetzt daß Sie es sachgemäß bedienen und unterhalten. Trotz aller Sorgfalt ist das Auftreten von Fehlern nicht auszuschließen. Ihr Partner für die Behebung derartiger Fehler ist Ihr Fachhändler, bei dem das Gerät erworben wurde. Falls ein Reklamationsfall eintritt, wenden Sie sich bitte unter Vorlage des Einkaufsbeleges und des Gerätepasses an Ihren Fachhändler.

GARANTIE ET SERVICE APRÈS-VENTE EN FRANCE

Cet appareil a été fabriqué avec le souci de vous donner entière satisfaction. PHILIPS fournira gratuitement au vendeur les pièces détachées nécessaires à sa réparation pendant les périodes suivantes, chacune prenant effet à compter de la date de vente:

- 6 mois pour les magnétophones à cassettes portatifs, les récepteurs radio portatifs, les radiocassettes et les radio-réveils;
- 12 mois pour les radiocassettes équipés de la fonction Compact Disc et les baladeurs Compact Disc;
- 12 mois pour les appareils entrant dans la composition d'une chaîne électro-acoustique, y compris les chaînes compactes stationnaires équipés d'au moins deux sources sonores, sauf si la détérioration résulte d'une cause étrangère à l'appareil ou du non respect des prescriptions d'utilisation.

Vous bénéficierez en tout état de cause des dispositions des art. 1641 et suivants du Code Civil relatifs à la garantie légale.

Pour tout conseil ou intervention, adressez-vous à votre vendeur. Pour tout renseignement complémentaire, vous pouvez vous adresser à la succursale Philips la plus proche. Soucieux d'améliorer continuellement la qualité de nos produits, nous nous réservons le droit d'en modifier à tout moment les caractéristiques.

PHILIPS Électronique Domestique - Société en nom collectif
RCS NANTERRE B 333 760 833
64, Rue Carnot - B.P. 306 - 92 156 SURESNES Cedex
Informations Consommateurs: ☎ (16-1) 64 80 54 54

GARANTIE EN BELGIQUE ET LUXEMBOURG

Pour les conditions de garantie en Belgique et Luxembourg veuillez vous référer à la carte de garantie que le revendeur doit vous remettre au moment de l'achat.

● Pour la Belgique

Si après l'achat de l'un ou l'autre appareil Philips vous avez des problèmes concernant par exemple la garantie, le fonctionnement ou l'utilisation de ces appareils et que le distributeur qui vous a vendu ces appareils éprouve des difficultés pour les résoudre, prenez contact, soit par téléphone, soit par écrit avec notre service

'Contact Clientèle', Place de Brouckère 2, 1000 - BRUXELLES
☎ 02/211 91 11

GARANTIE EN SERVICE IN BELGIË EN LUXEMBURG

In België en Luxemburg gelden uitsluitend de garantiebepalingen zoals die in het via uw handelaar apart verstrekte garantiebewijs staan aangegeven.

● Voor België

Indien u na de aankoop van een of ander Philips apparaat problemen heeft met bijv. de waarborg, de werking, of het gebruik ervan, en indien de verdere die u deze apparaten verkocht heeft moeïjkheden ondervindt om deze problemen op te lossen, stelt u zich dan telefonisch of schriftelijk in verbinding met onze dienst.

'Klanten Kontakt', de Brouckèreplein 2, 1000 - BRUSSEL
☎ 02/211 91 11

GARANTIE EN SERVICE IN NEDERLAND

● Wat wordt gegarandeerd?

Philips Nederland B.V. garandeert dat dit apparaat kosteloos wordt hersteld indien - bij normaal particulier gebruik volgens de gebruiksaanwijzing - binnen 12 maanden na aankoopdatum fabricage- en/of materiaalfouten optreden.

● Wie voert de garantie uit?

De zorg voor de uitvoering van de garantie berust bij de handelaar die u het apparaat verkocht heeft. De handelaar kan daarbij eventueel een beroep doen op een der Philips Service vestigingen.

● Uw aankoopbon + de Identificatiekaart

De identificatiekaart is uw garantiebewijs. U kunt alleen een beroep doen op de bovenschreven garantie tegen overlegging van de aankoopbon (factuur, kassabon of kwitantie), in combinatie met de identificatiekaart, waarop typenummer en serienummer zijn vermeld. Uit de aankoopbon dienen duidelijk de aankoopdatum en de naam van de handelaar te blijken. Mocht het noodzakelijk zijn deze documenten aan uw handelaar af te geven, dan kunt u hem daarvoor een ontvangstbewijs vragen. De garantie vervalt indien op de genoemde documenten iets is veranderd, doorgehaald, verwijderd of onleesbaar gemaakt. De garantie vervalt eveneens indien het typenummer en/of serienummer op het apparaat is veranderd, doorgehaald, verwijderd of onleesbaar gemaakt.

● Hoe te handelen bij een storing?

Om onnodige kosten te voorkomen, raden wij u aan bij storingen eerst nauwkeurig de gebruiksaanwijzing te lezen. Indien de gebruiksaanwijzing daarin geen uitkomst biedt, kunt u uw handelaar raadplegen en/of hem het apparaat ter reparatie aanbieden.

● ...en bij problemen?

Bij problemen omtrent de garantie-uitvoering kunt u zich in verbinding stellen met **Philips Nederland B.V., Afdeling Consumentenbetan- gen, Antwoordnummer 500 - 5600 VB EINDHOVEN** (postzegel niet nodig), of **040-78 11 78**.

GARANTIE FÜR DIE SCHWEIZ

Philips-Geräte sind aus einwandfreiem Material und mit großer Sorgfalt hergestellt worden. Dieses Gerät wird Ihnen gute Dienste leisten, sofern es sachgemäß bedient und unterhalten wird. Trotz aller Sorgfalt ist das Auftreten von Fehlern nicht ganz auszuschließen. Im Falle eines Defektes wenden Sie sich bitte unter Vorlage des Einkaufsbeleges und des Gerätepasses an das Fachgeschäft, in welchem Sie das Gerät erworben haben.

GARANTIE POUR LA SUISSE

Les appareils Philips ont été fabriqués au moyen de matériaux de toute première qualité et avec beaucoup de soins. Cet appareil vous donnera encore plus de satisfaction si l'utilisation et l'entretien sont soignés selon le mode d'emploi.

Malgré tous les soins apportés, l'apparition de défauts n'est pas exclue. Dans ce cas, nous vous serons reconnaissants de bien vouloir vous adresser directement chez votre vendeur muni du passeport de l'appareil ainsi que de la facture s'y reportant.

GARANZIA PER LA SVIZZERA

Gli apparecchi Philips sono prodotti con materiali di prima qualità e assemblati con la massima cura. Essi Vi offriranno un ottimo servizio, in cambio di un accurato uso e manutenzione. Malgrado tutti i nostri sforzi, non è escluso che possano avvenire dei guasti. In caso di difetto Vi preghiamo di rivolgerVi al Vostro fornitore specializzato, portando con Voi il passaporto assieme ai documenti d'acquisto.

GARANZIA E ASSISTENZA VALIDI PER L'ITALIA

Questo apparecchio è stato realizzato con materiali di prima qualità e costruito con la massima cura. La Philips comunque fornisce all'acquirente una Garanzia di buon funzionamento secondo le condizioni stabilite dall'ANIE. Tale Garanzia decorre dalla data di acquisto ed ha la durata di **6 mesi**. Per aver diritto alla Garanzia è necessario che questo certificato riporti i dati di Modello e Matricola dell'apparecchio, la data di acquisto ed il timbro del rivenditore, inoltre per tutti gli apparecchi per i quali è prevista la "ricevuta fiscale" (o altro documento di consegna) il documento stesso dovrà essere conservato con questo certificato a certificazione della data d'acquisto.

In caso di necessità il prodotto dovrà essere fatto pervenire al Centro di Assistenza più vicino il cui recapito è pubblicato sugli elenchi telefonici della zona di residenza alla voce Philips.

Per questo apparecchio Philips offre un Abbonamento all'Assistenza Tecnica. Per informazioni rivolgersi ai Centri di Assistenza o al servizio Consumatori Philips.

Philips S.p.A., Viale le Fulvio Testi 327, 20162 MILANO
02 1678-2026

GARANTIE IN ÖSTERREICH

In Österreich ist die Gewährleistung für Verträge zwischen Händler und Käufer gesetzlich geregelt. Zur Geltendmachung eines Gewährleistungsanspruches dient der Kaufbeleg. Die Österreichische Philips Industrie GmbH unterstützt die Gewährleistungsverpflichtung Ihres Händlers für Neugeräte, die der Handel über die Österreichische Philips Industrie GmbH bzw. Horny Vertriebsgmbh bezogen hat, dadurch, daß für den Käufer innerhalb von 6 Monaten ab Verkaufsdatum Funktionsmängel (Fabrikations- oder Materialfehler) in einer unserer Service-Filialen kostenlos, d.h. ohne Verrechnung von Arbeitszeit und Material, behoben werden. Schäden, die durch äußere Einflüsse, unsachgemäße Behandlung oder unsachgemäßen Fremdeingriff entstanden sind, sowie Gehäusefehler oder Glasbruch, sind von dieser Zusage ausgeschlossen.

Philips Zentrale Kundeninformation:

- 1101 WIEN, Triesterstraße 64,

☎ 0222-60101-DW 1620 oder DW 1563

- 6020 INNSBRUCK, Klostergasse 4, ☎ 05222-74594

- 9020 KLAGENFURT, Villacher Straße 161,

☎ 0463-22397-DW 94

Philips Service-Organisation:

- 1232 WIEN, Ketzergasse 120, ☎ 0222-8662-0

PHILIPS IBÉRICA, S.A.E.

Garantiza este aparato durante 6 meses, a partir de la fecha de adquisición, de la forma siguiente:

1. Cubriendo cualquier defecto de fabricación o vicio de origen, así como la totalidad de sus componentes, incluyendo la mano de obra necesaria para el reemplazo de las piezas defectuosas, por nuestros talleres autorizados.

2. Esta garantía no cubrirá la avería, si es consecuencia de incorrecta instalación del aparato, manifiesto maltrato o uso inadecuado del mismo. La calificación de las averías corresponderá únicamente a los servicios técnicos de los talleres autorizados Philips.

3. Las reparaciones que pudieran producirse durante el período de vigencia de la presente garantía se efectuarán, bien en el domicilio del usuario, bien en los talleres autorizados Philips, a libre elección y criterio de ésta última.

4. Transcurrido un mes desde la fecha de adquisición del aparato, todos los gastos de desplazamiento del personal técnico para proceder al examen y/o reparación del aparato correrán por cuenta del usuario de acuerdo con las tarifas establecidas para este concepto.

5. En todas las reparaciones se deberá acompañar al aparato factura de compra y la presente garantía debidamente cumplimentada, con la indicación exacta de la fecha de venta del aparato.

6. En todo caso, el titular de la garantía tiene los derechos mínimos reconocidos por la Ley.

Titular (Comprador)

Domicilio

GARANTÍA PARA MÉXICO

Este aparato está fabricado con materiales de alta calidad y ha sido cuidadosamente verificado. Philips, por lo tanto, da a usted una garantía de 12 meses a partir de su fecha de compra.

La garantía ampara la reposición de las piezas defectuosas debidas a fallas en su montaje o en los materiales, incluyendo la mano de obra necesaria para su reemplazo en nuestras Sucursales o talleres autorizados.

En caso de fallas en su aparato le rogamos se sirva poner en contacto con su distribuidor.

Esta garantía no cubrirá las averías que resulten como consecuencia de una instalación incorrecta del aparato, manifiesto maltrato o uso inadecuado del mismo.

Philips se obliga a reparar y devolver a usted su aparato en un plazo no mayor de 30 días hábiles contados a partir de la fecha de haber ingresado su aparato a uno de nuestros talleres.

Para que esta garantía sea válida, es necesario que el certificado que figura en la parte posterior de este instructivo haya sido debidamente llenado en el momento de la compra del aparato.

En caso de extravío del certificado con la presentación de la factura o remisión de su aparato podrá hacer efectiva la garantía correspondiente.

Si usted tiene alguna duda o pregunta que no le pueda solucionar su distribuidor, por favor ponerse en contacto con:

Oficinas Centrales de Servicio
Av. Coyoacán No. 1051, Col. del Valle
03100 MÉXICO, D.F. - ☎ 5-75-20-22 o 5-75-01-00

ROM



SUPPLY

Battery supply

- Open the battery compartment (fig. 2) and insert as indicated six batteries, type R20, UM1 or D-cells.
- Remove the batteries if exhausted or if they will not be used again for a long period.

The battery supply is switched off when the set is connected to the mains. To change over to battery supply, pull out the plug from the MAINS socket.

Mains supply

- Check if the mains voltage as shown on the type plate (on the base of the set) corresponds to your local mains supply. If it does not, consult your dealer or service organisation.

If the set is equipped with a VOLTAGE selector, set this selector to the local mains voltage.

- Connect the mains lead to the MAINS socket and the wall socket. The mains supply is now switched on.
- To disconnect the set from the mains completely, withdraw the mains plug from the wall socket.

RADIO RECEPTION

- Set the FUNCTION selector to **RADIO ON**.
 - Adjust the sound with the VOLUME control.
- You may connect stereo headphones with 3.5 mm plug to socket PHONES. The loudspeakers are then muted.

- Select the wave band using BAND selector.
- Tune to a radio station using TUNING knob.

(SW and LW not on all versions).

– For FM, pull out the telescopic aerial. To improve FM-reception, incline and turn the aerial. Reduce its length if the FM-signal is too strong (very close to a transmitter).

– For AM/MW and LW (Medium and Long Wave), the set is provided with a built-in aerial, so there is no need to use the telescopic aerial. The aerial can be directed by turning the whole set.

– For Short Wave (SW), the telescopic aerial must be pulled out and placed in the vertical position. To improve SW-reception, vary the length of the aerial.

- When the FM STEREO indicator lights up, you are receiving a FM-stereo transmitter. A disturbing noise, due to a weak FM-stereo signal, can be suppressed by setting the BAND selector to FM MONO. The FM STEREO indicator will then go out and you will hear (*and record*) the FM programme in mono.
- The set is switched off if FUNCTION selector is in position **TAPE** or **RADIO OFF** and the recorder buttons are released.

CASSETTE RECORDER

Copyright: Recording is permissible insofar as copyright or other rights of third parties are not infringed.

Fast winding: Press or . To stop, press **STOP** ■.

Safeguarding against erasure: Keep the cassette side to be safeguarded in front of you (fig. 4) and break out the left tab. Now, recording on this side is no longer possible.

CASSETTE PLAYBACK

Playback on deck B or A

- Set FUNCTION selector to **TAPE NORMAL**.
- Press **EJECT** ■ and insert a recorded cassette (fig. 3).
- Adjust the sound with the VOLUME control.

You may connect stereo headphones with 3.5 mm plug to socket PHONES. The loudspeakers are then muted.

- Press **PLAY** ◀ and playback will start.
- To stop playback, press **STOP** ■. The set is then switched off.

When the end of the tape is reached, the recorder buttons are released.

Continuous play

- Set FUNCTION selector to **TAPE NORMAL**.
- Press both **EJECT** buttons ■ and insert a recorded cassette into both decks (fig. 3).

- Press on deck A **PLAY** ◀ and on deck B **PAUSE** || and **PLAY** ◀; deck A will now play and deck B stands still.

As soon as deck A stops (at the end of the cassette or when its **STOP** button ■ is pressed), **PAUSE** || is released and deck B will start playing back.

- To stop playback, press **STOP** ■. The set is then switched off.

RECORDING (on deck B only)

Preparation

During recording, the deck A buttons should not be pressed (except for **PLAY** ◀ during dubbing).

- Press **EJECT** ■ to open the cassette holder.

- Insert the cassette into deck B (fig. 3).

For recording you must use a **NORMAL** cassette (IEC I) on which the tabs (fig. 4) are not broken out.

At the very beginning of the tape, no recording will take place during the first 7 seconds when the leader tape passes the recorder heads.

- When monitoring during recording, adjust the sound with the VOLUME control. This control does not affect the recording.

Recording from the radio

- Set the FUNCTION selector to **RADIO ON**.
- In case of FM radio recordings, set the BAND selector to the desired position (FM MONO or FM STEREO).

Mono recording from the built-in MICROPHONE

- Set the FUNCTION selector to **MIC**.
- Set the VOLUME control to minimum (during microphone recordings, monitoring is not possible).

Starting and stopping

- Start recording by pressing **RECORD** ●; in doing so, **PLAY** ◀ is pressed too.

- For brief interruptions, press **PAUSE** ||. To restart recording, press this button once more.

- To stop recording, press **STOP** ■. On pressing again, the cassette holder will open.

- The set is switched off if FUNCTION selector is in position **TAPE** or **RADIO OFF** and the recorder buttons are released.

DUBBING - Copying from deck A to B

When copying, it is recommended to use fresh batteries or to connect the set to the mains supply.

- Set the FUNCTION selector to:
NORMAL for normal speed copying;
HIGH for high speed copying.

Do not switch this selector during dubbing.

- Press both **EJECT** buttons ■ and insert a recorded cassette into deck A and a cassette which is suited for recording into deck B (fig. 3).

- Dubbing will start by pressing at the same time on deck A **PLAY** ◀ and on deck B **RECORD** ●.

- By pressing **PAUSE** || on deck B, you can omit undesired passages while deck A continues, or you can insert another

CONDIÇÕES VÁLIDAS PARA PORTUGAL

A Philips Portuguesa, SA, assegura ao comprador deste aparelho garantia contra qualquer defeito de material ou fabrico, pelo prazo de 6 meses, contado a partir da data de aquisição. As agulhas de fonocaptadores não têm qualquer garantia.

A Philips Portuguesa, SA, anula a garantia ao aparelho desde que se verifique ser a deficiência motivada por acidente, utilização incorrecta, causas externas, ou nos casos em que apresente vestígios de ter sido violado, ajustado ou reparado por entidade não autorizada. Também será considerada nula a garantia se este certificado apresentar rasuras ou alterações.

A Philips Portuguesa, SA, obriga-se a prestar a garantia referida somente nos seus Serviços Técnicos ou nos Concessionários de Serviço autorizados. As despesas e custos de transporte de e para as oficinas serão sempre da responsabilidade do comprador.

Nota: Para que o aparelho seja assistido ao abrigo da garantia, é indispensável que seja apresentado este certificado, devidamente preenchido e autenticado, por vendedor autorizado, aquando da sua aquisição.

Se sobre esta garantia necessitar algum esclarecimento que o vendedor não lhe possa dar, deve dirigir-se a:

Philips Portuguesa, SA,

- **Outurela - Camaxide - 2795 LINDA A VELHA - ☎ 418 00 71/9**

- **R. Eng. Ezequiel de Campos, 182 - 4100 PORTO - ☎ 67 26 13**

GARANTI OG SERVICE FOR DANMARK

De er nu ejer af et apparat, hvis konstruktion er baseret på erfaring og lang tids forskning. Philips garanterer for kvaliteten, og hvert led i fabrikationen er underkastet stadig kontrol. Alle henvendelser om fejl under garantien skal rettes til den forhandler, der har udleveret og underskrevet garantibeviset, hvorpå de gældende garanti-bestemmelser tillige er anført. Garantien er kun gældende i købslandet.

GARANTI I NORGE

De er nå eier av et apparat som er basert på lang tids forskning og erfaring. Philips garanterer for kvaliteten, men hvis en feil skulle oppstå bes De ta kontakt med den forhandler som har utlevert og underskrevet garantibeviset. Garantien gjelder kun i kjøpslandet hvor de gjeldende garanti-bestemmelser må følges.

Hvis De trenger ytterligere opplysninger utover de forhandleren kan gi Dem, kan De henvende Dem til: **Norsk A/S Philips, Avd. Audio/Video, Sandstuveien 70, OSLO 6 - ☎ 02 - 68 02 00**

TAKUJU JA HUOLTO

Tämän tuotteen rakenne on pitkäaikaisen, kokemuksella tehdyn tutkimustyön tulos. Jatkuvan tuotantovaiheissa tehtävän laatu tarkkailun vuoksi Philips takaa tuotteensa laadun.

Tarkemmat tiedot takuuehdoista saat Philips-myyjältä tar alia olevasta osoitteesta

Oy Philips AB, Sinikalliontie 3, 02630 ESPOO - ☎ (358-0)-50261

Oy Philips AB, P.O. Box 75, 02631 ESPOO

ΠΑΗΡΟΦΟΡΕΙΕ, Π.Α. SERVICE ΚΑΙ ΕΓΓΥΗΣΗ ΣΤΗΝ ΕΛΛΑΔΑ

Η συσκευή έχει ελεγχθεί σχολαστικά, η λειτουργία της είναι άριστη και λόγω ανακαταστάσεως της δεν πρόκειται σε καμμία περίπτωση να προκληθεί. Αν όμως, παρ' όλα αυτά, κάποιος εξάρτημα δεν λειτουργήσει, το εξάρτημα αυτό και η εργασία επισκευής παρέχονται από την εταιρία δωρεάν. Η προσκομιζόμενη για επισκευή συσκευή πρέπει να συνοδεύεται απαραίτητα από το ΔΕΛΤΙΟ ΔΙΑΝΙΚΗΣ ΠΙΣΤΩΣΕΩΣ, ή φωτοτυπία του, και το παρόν έντυπο συμπληρωμένο και σφραγισμένο από το κατάστημα αγοράς του.

Η εγγύηση ισχύει για ΕΝΑ έτος, από την ημερομηνία αγοράς. Η εγγύηση δεν ισχύει στις παρακάτω περιπτώσεις:

α) Για ανωμαλία όχι από βλάβη της συσκευής, αλλά από φθορά ή βλάβη, που προκλήθηκε από τρίτους ή από μεταβολή της τάσεως του ηλεκτρικού ρεζιματος.

β) Για ανωμαλία λόγω ελαττωματικής εγκαταστάσεως της συσκευής.

γ) Όταν ο αριθμός κατασκευτής της συσκευής έχει αλλοιωθεί.

δ) Για κεφαλές pick-up και μικρόφωνα.

Εργασία επισκευής γίνεται στα Εργαστήρια της Εταιρίας, όπου ο πελάτης πρέπει να μεταφέρει τη συσκευή με δική του διάπλη. Κανένας αντιπρόσωπος δεν έχει το δικαίωμα αλλαγής των όρων εγγυήσεως. Μετά τη λήξη του χρόνου εγγυήσεως, για κάθε πρόβλημα συντηρήσεως, επισκευής ή συμβουλής, σας συνιστούμε να αποπειραθείτε στα κατά τόπους Service της Εταιρίας.

Διεύθυνση Κεντρικών SERVICE PHILIPS:
25ης Μαρτίου 15, 177 78 Ταύρος - ☎ 4894.911
Τηλεμάρτυρ 62, 546 93 Θεσσαλονίκη - ☎ 260.621

Guarantee certificate
Garantieschein
Certificado de garantía
Certificado de garantia
Takuutodistus

Certificat de garantie
Identificatiekaart
Certificato di garanzia
Garantibeviset
Εγγύηση

Type no of product

Tipo no del producto

AW 7290 AW 7291 AW 7292

Date of purchase	Date of archal	Kauidatum	Koopdatum
Fecha de compra	Data da compra	Data di acquisto	Kobsdato
Koppedato	Inköpsdato	Ostloppäivä	Huipontäivä
			Kobsdato

19

Dealer's name, address and signature
Nom, adresse et signature du revendeur
Name, Anschrift und Unterschrift des Händlers
Name, adres en handtekening van de handelaar
Nombre, dirección y firma del distribuidor
Nome, indirizzo e firma del fornitore
Nome, morada e assinatura do vendedor
Forhandlernes navn, adresse og underskrift
Alerforståjens navn, adresse och namnteckning
Myyjän nimi, osoite ja allekirjoitus
Όνομα/Επίσημο Αγοραστήριον

05-90