


PHILIPS



AJ 3010
AJ 3012

| | |
|---------------------|------|
| (GB) Clock radio | 4 ▶ |
| (F) Radio réveil | 6 ▶ |
| (D) Radio-Wecker | 8 ▶ |
| (NL) Klokradio | 10 ▶ |
| (E) Radio reloj | 12 ▶ |
| (I) Radio a sveglia | 14 ▶ |
| (S) Klockradio | 16 ▶ |
| (SF) Kelloradio | 18 ▶ |



PHILIPS

English.....page 4

Illustrationspage 3
Guaranty and servicepages 21, 22, 23

Françaispage 6

Illustrationspage 3
Garantie et service après vente.....pages 21, 22, 23

DeutschSeite 8

AbbildungenSeite 3
Garantieleistung und ServiceSeiten 21, 22, 23

Nederlandspagina 10

Afbeeldingen.....pagina 3
Garantie en servicepagina's 21, 22, 23

Españolpágina 12

Ilustraciones.....página 3
Guaranty and servicepáginas 21, 22, 23

Italianopagina 14

Illustrazionipagina 3
Garanzia et serviziopagine 21, 22, 23

Svenskasida 16

Figurer.....sida 3
Garanti och servicesidorna 21, 22, 23

Suomisivu 18

Kuvat.....sivu 3
Takuu ja huolto.....sivut 21, 22, 23

Declaración de conformidad con normas

El que suscribe, en nombre y representación de
Philips H.K. Ltd. Consumer Electronics Factory
declara, bajo su propia responsabilidad, que el
equipo: **Radio reloj**
fabricado por: **Consumer Electronics Factory**
en: **Far East**
marca: **Philips**
modelos: **AJ3010**
objeto de esta declaración, cumple con la normativa
siguiente: Reglamento sobre Perturbaciones Radioeléctricas, Real Decreto 138/1989, Anexo V.Hecho en Hong Kong, 14-06-1991

Firma.

Nombre: **E. LAW**
Función: **Quality Manager**

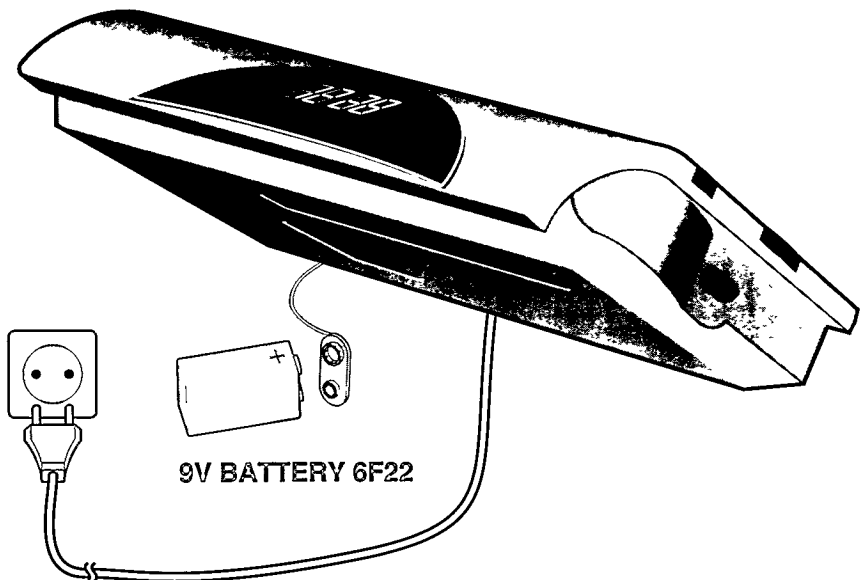
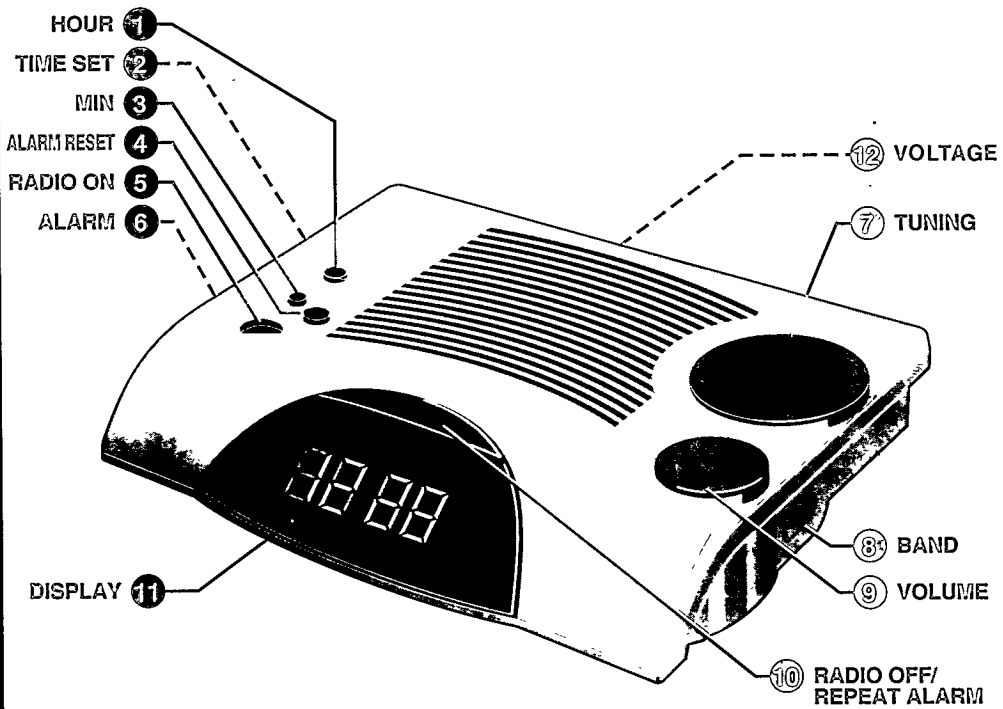
México

Es necesario que lea cuidadosamente su instructivo de manejo.

NOM



NOM



English

WHICH BUTTONS ARE WHERE?

- ① HOUR button - for setting the hours
- ② TIME SET switch:
 - TIME - for setting the time
 - RUN - normal position
 - ALARM - for setting the alarmtime
- ③ MIN button - for setting the minutes
- ④ ALARM RESET button - to switch off the alarm for 24 hours
- ⑤ RADIO ON button - to switch on radio function
- ⑥ ALARM switch:
 - RADIO - for waking up by radio
 - BUZZER - for waking up by buzzer and radio
 - OFF - alarm off
- ⑦ TUNING dial - for locating the required station
- ⑧ BAND switch - for selecting wavebands
- ⑨ VOLUME control - for adjusting the volume
- ⑩ RADIO OFF / REPEAT ALARM button:
 - To switch off alarm temporarily
 - To switch off the radio
- ⑪ Clock display with ALARM- and PM- indicator (PM-indicator not on all versions)
- ⑫ VOLTAGE selector (*not on all versions*)

MAINS CONNECTION

The clock radio is suitable for connection to a 220 V / 50 Hz power supply (for Great Britain 240 V / 50 Hz).

If the set is equipped with a VOLTAGE selector, set this selector to the local mains voltage.

As soon as the power plug is put into the wall outlet, the numbers on the display will start to flash. This means that you must set the correct time. To disconnect the set from the mains completely, withdraw the mains plug from the wall socket.

Important note for users in U.K.:

When fitting a mains plug to the mains lead proceed as follows:

The wires in the mains lead are coloured in accordance with the following code: Blue=Neutral, Brown=Live.

These colours may not correspond with the colour markings identifying the terminals in your plug, so proceed as follows:

Connect the Brown wire to the terminal marked L or coloured Red.

Connect the Blue wire to the terminal marked N or coloured Black.

Do not connect either wire to the earth terminal in the plug, marked by the letter E or by the safety earth symbol or coloured green or green and yellow.

Note: This apparatus must be protected by a 3 Amp Fuse if a 13 Amp plug is used or, if any other type of plug is used, by a 5 Amp Fuse either in the plug or adapter or at the distribution board. If in doubt consult a qualified electrician.

RADIO ON

You can use this clock radio solely as a radio.

- Set the TIME SET switch ② to RUN.
- Press RADIO ON button ⑤ to switch the radio on. After 59 minutes the radio will be switched off automatically.
- Select the waveband using BAND switch ⑧.
- Locate the required transmitter using TUNING dial ⑦.
- Set the volume using VOLUME switch ⑨.

RADIO OFF

You can switch off the radio before the slumber time (59 minutes) has elapsed:

- Press RADIO OFF button ⑩.

CLOCK

Clock display

The clock indicates the time on the display. In case of 12-hour clock system, the PM-indicator will light up (on=PM, off=AM). The ALARM indicator comes on when you switch on the alarm.

Adjusting the time

- Set the TIME SET switch ② to TIME.
- Set the correct time using the MINUTE ③ and HOUR ① buttons.
- Set the TIME SET switch ② to RUN.

ALARM

Alarmtime

- Set the TIME SET switch ② to ALARM.
- Set the correct alarmtime using the MINUTE ③ and HOUR ① buttons.
- Set the TIME SET switch ② to RUN.

ALARM ON

The clock radio can awaken you in 2 ways

Wake by radio

- Make sure the volume of the radio is loud enough to wake you.
- Set ALARM switch ⑥ to RADIO
- You will be awakened at the set alarm time by the radio.

Wake by buzzer and radio

- Set ALARM switch ⑥ to BUZZER.
- At the set alarm time you will be awakened by the buzzer and the radio.

ALARM OFF

You can switch off the alarm in 3 ways:

Switching off the alarm for 9 minutes

- Press the REPEAT ALARM button (Ⓜ). With this switch you temporarily switch off the alarm. After nine minutes the alarm (radio or buzzer) will sound again. If you again press the REPEAT ALARM button (Ⓜ), the same will happen again. If the REPEAT ALARM button (Ⓜ) is not pressed again, the alarm will switch itself off after 1 hour and 59 minutes. The following day the alarm signal will sound again at the set alarm time.

Switching off the alarm for 24 hours

- Press the ALARM RESET button (④). The alarm is now switched off for 24 hours and will sound again the next day at the same time.

Switching off the alarm completely

- Set the ALARM switch (⑥) to OFF. On the display the ALARM indicator will disappear and the alarm is now switched off. If you wish to be awakened the following day again, you must reset the ALARM switch to RADIO or BUZZER before going asleep.

SLUMBER

The clock radio has a built-in slumber function. This function enables you to listen to the radio before you fall asleep. You will not have to switch off the clock radio yourself. This will take place automatically.

Slumbertime

The time you listen to the radio before you fall asleep is called the slumbertime. the slumbertime is 59 minutes.

If you wish to slumber, carry out the following:

- Make sure the TIME SET switch (②) is set to RUN.
- Press the RADIO ON button (⑤) only. The display will show that you have a slumber time of 59 minutes.

Slumber off

You can switch off the radio before the slumber time has elapsed:

- Press the RADIO OFF button (Ⓜ) and the clock radio is switched off.
- If the TIME SET switch (②) is in position TIME or ALARM, the slumber function will not work.
- The slumber function does not affect the alarm.

POWER FAILURE

- As soon as a power failure occurs, the complete clock radio will be switched off.
- As soon as the power supply returns, the numbers on the display start to flash. This indicates that you must set the correct time on the clock.
- You can insert a 9 Volts pack battery (type 6F22) in the clock radio. Should there be a power failure, the clock will continue to function. You will not see this, however, because the battery does not illuminate the clock display. As soon as the power is switched on again, the display will indicate the correct time. For clarity: Alarm, radio and display do not work on battery.
- Before inserting the battery, connect the power plug to the wall outlet.
- Place the battery in the compartment on the underside of the clock radio (see diagram).
- Replace the battery once a year. It is not possible - to say precisely how long the battery will last. The service life depends on how often and for how long the power supply fails. This varies according to country and region.

MAINTENANCE

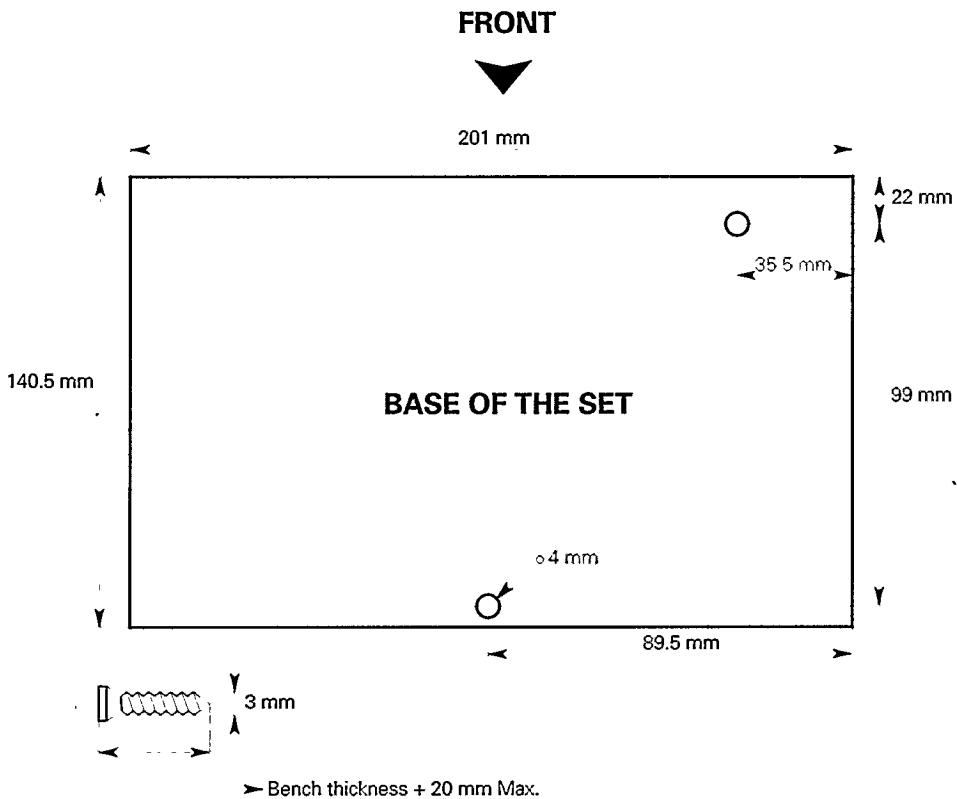
- If you do not intend to use the clock radio for a long time, it is better to remove the plug from the wall socket. In addition to this, it is advisable to remove the battery from the clock radio. This will prevent any danger of leakage and the clock radio will not be damaged.
- Fingerprints, dust and dirt on the clock radio should be removed using a clean and damp soft cloth or chamois leather. When cleaning do not use any products which contain abrasive agents or solvents (benzine, thinner, alcohol etc.). These might affect the housing.
- Rain, dampness and extreme heat may damage the clock radio. For this reason it should not be placed in full sun or close to heating elements for any period of time.

The type-plate is located on the underside of the clock radio.

Mounting

You can mount the set on a shelf:

- Make two mounting holes at the base of the set, as indicated below.
- Mount the set on the shelf with two screws.



GUARANTEE AND SERVICE FOR UNITED KINGDOM

Philips sell this product subject to the understanding that if any defect in manufacture or material shall appear in it within 12 months from the date of consumer sale, the dealer from whom the product was purchased will arrange for such defect to be rectified without charge, provided

1. Reasonable evidence is supplied that the product was purchased within 12 months prior to the date of claim
 2. The defect is not due to use of the product for other than domestic purposes, or on an incorrect voltage, or contrary to the Company's operating instructions, or to accidental damage (whether in transit or otherwise), misuse, neglect or inexperienced repair
- Products sent for service should be adequately packed as no liability can be accepted for damage or loss in transit, and name and address must be enclosed.

Facts about free service

When service is required, apply to the dealer from whom the product was purchased. Should any difficulty be experienced in obtaining Service, e.g. in the event of the dealer having ceased to trade, you are advised to contact Philips Service.

These statements do not affect the statutory rights of a consumer.

If you have any questions which your dealer cannot answer, please write to

Philips Consumer Relations, P.O. Box 298, 420 London Road,

CROYDON CR9 3DR, ☎ (01) 689-2166 Consumer Advice.

Please retain this card. Produce if service is required

GUARANTEE AND SERVICE VALID FOR IRELAND

This apparatus is made of high quality material and great care has been taken in its manufacture

Philips, therefore, give you a guarantee on parts against failures arising from faulty workmanship or material for 12 months after date of purchase. This guarantee is valid on the condition that this certificate is completed and signed immediately on delivery of the apparatus. In case of failure ask your dealer for further information.

If you have any questions which your dealer cannot answer, you may apply to

Philips Electrical (Ireland) Ltd., Service Department, Newstead, Clonskeagh, DUBLIN 14, ☎ 69 33 55.

GUARANTEE AND SERVICE VALID FOR AUSTRALIA

The benefits given to the purchaser by this warranty are in addition to all other rights and remedies, which, under the Trade Practices Act or other Commonwealth or State law, the purchaser or owner has in respect of the product.

The Philips product carries the following warranties:

Cassette Hi-Fi systems: 12 months Compact Disc Players: 12 months Home Audio Systems: 6 months Clock radios, portable radios, cassette recorders, cassette players and radio recorders: 90 days

Any defect in materials or workmanship occurring within the specified period from the date of delivery, will be rectified free of charge by the retailer from whom this product was purchased.

Note: Please retain your purchase docket to assist prompt service.

Conditions of this warranty

1. All claims for warranty service must be made to the retailer from whom this product was purchased. All transport charges incurred in connection with warranty service or replacement will be paid by the purchaser.

2. These warranties do not cover batteries and extend only to defects in materials or workmanship occurring under normal use of the product where operated in accordance with our instructions

Philips Consumer Products Division, Technology Park, Fytree Drive, Australia Centre, HOMEBUSH 2140, New South Wales

GUARANTEE AND SERVICE FOR NEW ZEALAND

Thank-you for purchasing this quality Philips product. The document you are now reading is your guarantee card

Guarantee.

Philips New Zealand Ltd guarantees this product against defective components and faulty workmanship for a period of 12 months. Any defect in materials or workmanship occurring within 12 months from the date of purchase subject to the following conditions will be rectified free of charge by the retailer from whom this product was purchased.

Conditions.

1. The product must have been purchased in New Zealand, and this guarantee card completed at time of purchase (this is your proof of the date of purchase)

2. The guarantee applies only to faults caused by defective components, or faulty workmanship on the part of the manufacturer

3. The guarantee does not cover failures caused by misuse, neglect, normal wear and tear, accidental breakage, use on the incorrect voltage, use contrary to operating instructions, or unauthorised modification to the product or repair by an unauthorised technician.

4. Reasonable evidence (in the form of a sales docket or completed guarantee card) must be supplied to indicate that the product was purchased no more than 12 months prior to the date of your claim.

5. In the event of a failure, Philips shall be under no liability for any injury, or any loss or damage caused to property or products other than the product under guarantee.

This guarantee does not pre-empt your rights under common law and statute, and is in addition to the normal responsibilities of the retailer and Philips

How to claim.

Should your Philips product fail within the guarantee period, please return it to the retailer from whom it was purchased. In most cases the retailer will be able to satisfactorily repair or replace the product.

However, should the retailer not be able to conclude the matter satisfactorily, or if you have other difficulties claiming under this guarantee, please contact

the Guarantee Controller, Philips New Zealand Ltd,

☎ P.O. Box 1041, AUCKLAND - ☎ (09) 605-914

GARANTIE EN SERVICE IN NEDERLAND

• Wat wordt gegarandeerd?

Philips Nederland B.V. garandeert dat dit apparaat kosteloos wordt hersteld indien - bij normaal particulier gebruik volgens de gebruiksaanwijzing - binnen 12 maanden na aankoopdatum fabricege- en/of materiaalfouten optreden.

• Wie voert de garantie uit?

De zorg voor de uitvoering van de garantie berust bij de handelaar die u het apparaat verkocht heeft. De handelaar kan daarbij eventueel een beroep doen op een der Philips Service vestigingen.

• Uw aankoopbon - de identificatiekaart

De identificatiekaart is uw garantiebewijs. U kunt alleen een beroep doen op de bovenschreven garantie tegen overlegging van de aankoopbon (factuur, kassabon of kwitantie), in combinatie met de identificatiekaart, waarop typenummer en serienummer zijn vermeld. Uit de aankoopbon dienen duidelijk de aankoopdatum en de naam van de handelaar te blijken. Mocht het noodzakelijk zijn deze documenten aan uw handelaar af te geven, dan kunt u hem daarvoor een ontvangstbewijs vragen.

De garantie vervalt indien op de genoemde documenten iets is veranderd, doorgehaald, verwijderd of onleesbaar gemaakt. De garantie vervalt eveneens indien het typenummer en/of serienummer op het apparaat is veranderd, doorgehaald, verwijderd of onleesbaar gemaakt.

• Hoe te handelen bij een storing?

Om onnodige kosten te voorkomen, raden wij u aan bij storingen eerst nauwkeurig de gebruiksaanwijzing te lezen. Indien de gebruiksaanwijzing daarin geen uitkomst biedt, kunt u uw handelaar raadplegen en/of hem het apparaat ter reparatie aanbieden.

• ...en bij problemen?

Bij problemen omtrent de garantie-uitvoering kunt u zich in verbinding stellen met: **Philips Nederland B.V. Afdeling Consumentenbelangen, Antwoordnummer 500, 5600 VB EINDHOVEN** (postzegel niet nodig), ☎ 040-78 11 78.

GARANTIE FÜR DIE SCHWEIZ

Philips-Geräte sind aus einwandfreiem Material und mit großer Sorgfalt hergestellt worden. Dieses Gerät wird Ihnen gute Dienste leisten, sofern es sachgemäß bedient und unterhalten wird. Trotz aller Sorgfalt ist das Auftreten von Fehlern nicht ganz auszuschließen. Im Falle eines Defektes wenden Sie sich bitte unter Vorlage des Einkaufsbeleges und des Gerätepasses an das Fachgeschäft, in welchem Sie das Gerät erworben haben.

GARANTIE POUR LA SUISSE

Les appareils Philips ont été fabriqués au moyen de matériaux de toute première qualité et avec beaucoup de soins. Cet appareil vous donnera encore plus de satisfaction si l'utilisation et l'entretien sont suivis selon le mode d'emploi. Malgré tous les soins apportés, l'apparition de défauts n'est pas exclue. Dans ce cas, nous vous serons reconnaissants de bien vouloir vous adresser directement chez votre vendeur muni du passeport de l'appareil ainsi que de la facture s'y reportant.

GARANZIA PER LA SVIZZERA

Gli apparecchi Philips sono prodotti con materiali di prima qualità e assemblati con la massima cura. Essi Vi offriranno un ottimo servizio, in cambio di un accurato uso e manutenzione. Malgrado tutti i nostri sforzi, non è escluso che possano avvenire dei guasti. In caso di difetto Vi preghiamo di rivolgervi al Vostro fornitore specializzato, portando con Voi il passaporto assieme ai documenti d'acquisto.

GARANTIE EN SERVICE IN BELGIË EN LUXEMBURG

In België en Luxemburg gelden uitsluitend de garantievoorwaarden die in het door uw handelaar verstrekte garantiebewijs staan aangegeven.

• **Voor België:** Indien u na de aankoop van een of ander Philips apparaat problemen heeft met bijv. de waarborg, de werking, of het gebruik ervan, en indien de dealer die u deze apparaten verkocht heeft moeilijkheden ondervindt om deze problemen op te lossen, stelt u zich dan telefonisch of schriftelijk in verbinding met onze dienst **'Klanten Kontakt', de Brouckereplein 2, 1000 BRUSSEL - ☎ 02/211 91 11**

GARANTIE EN BELGIQUE ET LUXEMBOURG

Pour les conditions de garantie en Belgique et Luxembourg veuillez vous référer à la carte de garantie que le revendeur doit vous remettre.

• **Pour la Belgique:** Si après l'achat de l'un ou l'autre appareil Philips vous avez des problèmes concernant par exemple la garantie, le fonctionnement ou l'utilisation de l'appareil et que le distributeur qui vous a vendu ces appareils éprouve des difficultés pour les résoudre, prenez contact, soit par téléphone, soit par écrit avec notre service. **'Contact Clientèle', Place de Brouckère 2, 1000 BRUXELLES - ☎ 02/211 91 11**

GARANTIE IN ÖSTERREICH

In Österreich ist die Gewährleistung für Verträge zwischen Händler und Käufer gesetzlich geregelt. Zur Geltendmachung des Gewährleistungsanspruches dient der Kaufbeleg.

Die Österreichische Philips Industrie GmbH unterstützt die Gewährleistungsverpflichtung Ihres Händlers für Neugeräte, die der Handel über die Österreichische Philips Industrie GmbH bzw. Homy Vertriebssystem bezogen hat, dadurch, daß für den Käufer innerhalb von 6 Monaten ab Verkaufsdatum Funktionsmängel (Fabrikations- oder Materialfehler) in einer unserer Service-Filialen kostenlos, d.h. ohne Verrechnung von Arbeitszeit und Material, behoben werden.

Schäden, die durch äußere Einflüsse, unsachgemäße Behandlung oder unsachgemäßen Fremdeingriff entstanden sind, sowie Gehäusefehler oder Glasbruch, sind von dieser Zusage ausgeschlossen.

Philips Zentrale Kundeninformation:

– 1101 WIEN, Triesterstraße 64, ☎ 0222-60101-DW 1620 oder 1563

– 6020 INNSBRUCK, Klostergasse 4, ☎ 05222-74694

– 9020 KLAGENFURT, Villacher Straße 161, ☎ 0463-22397-DW 94

Philips Service-Organisation: 1232 WIEN, Ketzergasse 120, ☎ 0222-8662-0

INFORMATION SUR LA GARANTIE ET LE SERVICE APRÈS-VENTE EN FRANCE

Cet appareil PHILIPS a été fabriqué avec le souci de vous donner entière satisfaction. Sa garantie contractuelle est de la responsabilité du point de vente.

Cette garantie qui peut varier tant en durée qu'en contenu, ainsi que les modalités de service après-vente, doivent vous être précisées lors de l'achat par le vendeur qui, de plus, vous conseillera en cas de panne ou de défaillance.

À cet effet, il vous est demandé de conserver soigneusement votre facture et/ou le présent document dûment rempli et signé et/ou le contrat de garantie qui vous aura été remis conformément au décret NP 87-1045 du 22 décembre 1987.

Pour sa part, PHILIPS, soucieux de l'intérêt des consommateurs, apporte sa contribution aux efforts de points de vente, que ce soit en matière de garantie ou de service après-vente.

- matériellement, par la formation, l'assistance technique, la fourniture de pièces détachées,
- financièrement, selon des modalités précises définies entre PHILIPS et les points de vente.

Rappel: Vous bénéficiez en tout état de cause des dispositions des articles 1641 et suivants du code de commerce relatives à la garantie légale.

Aucune garantie ne peut être mise en œuvre si la détérioration résulte d'une cause étrangère à l'appareil ou du non respect des prescriptions d'utilisation.

Service consommateurs PHILIPS:

☎ B.P. 49 - 71423 MARNE LA VALLÉE CEXÉD 2

☎ (16-1) 64 80 54 54 - Minitel 36 15 code: PHILIPS

SNC PHILIPS ELECTRONIQUE DOMESTIQUE - RCS NANTERRE B 333 6760 833

GARANTIE FÜR DIE BUNDESREPUBLIK DEUTSCHLAND

Philips-Geräte sind Markenartikel, die mit größter Präzision nach modernsten Fertigungsmethoden und mit einem Höchstmaß an Sorgfalt hergestellt werden. Das Gerät wird Ihnen qua Dienstleistung, vorausgesetzt daß Sie es sachgemäß bedienen und unterhalten. Trotz aller Sorgfalt ist das Auftreten von Fehlern nicht auszuschließen. Ihr Partner für die Behebung derartiger Fehler ist Ihr Fachhändler, bei dem das Gerät erworben wurde. Falls ein Reklamationsfall eintritt, wenden Sie sich bitte unter Vorlage des Einkaufsbeleges und des Gerätepasses an Ihren Fachhändler.

GARANZIA E ASSISTENZA VALIDE PER L'ITALIA

Questo apparecchio è stato realizzato con materiali di prima qualità e costruito con la massima cura. La Philips comunque fornisce all'acquirente una Garanzia e buon funzionamento secondo le condizioni stabilite dall'ANIE.

Tale Garanzia decorre dalla data di acquisto ed ha la durata di **6 mesi**. Per aver diritto alla Garanzia è necessario che questo certificato porti i dati di identificazione dell'apparecchio, la data di acquisto ed il timbro del rivenditore, inoltre per tutti gli apparecchi per i quali è prevista la "ricevuta fiscale" (o altro documento di consegna) il documento stesso dovrà essere conservato con questo certificato a certificazione della data d'acquisto.

In caso di necessità il prodotto dovrà essere fatto pervenire al Centro di Assistenza più vicino al cui recapito è pubblicato sugli elenchi telefonici della zona di residenza alla voce Philips.

Per questo apparecchio Philips offre un Abbonamento all'Assistenza Tecnica. Per informazioni rivolgersi ai Centri di Assistenza o al servizio Consumatori Philips **Philips S.p.A., Viale le Fulvie Testi 307, 20162 MILANO, ☎ 1678-20026**

CONDIÇÕES VÁLIDAS PARA PORTUGAL

A Philips Portuguesa, SA, assegura ao comprador deste aparelho garantia contra qualquer defeito do material ou fabrico, pelo prazo de 6 meses, contado a partir da data da aquisição. As agulhas de fonocaptores não têm qualquer garantia.

A Philips Portuguesa, SA, anula a garantia ao aparelho desde que se verifique ser a deficiência motivada por acidente, utilização incorrecta, causas externas, ou nos casos em que apresente vestígios de ter sido violado, ajustado ou reparado por entidade não autorizada. Também será considerada nula a garantia se este certificado apresentar rasuras ou alterações.

A Philips Portuguesa, SA, obriga-se a prestar a garantia referida somente nos seus Serviços Técnicos ou nos Concessionários de Serviço autorizados. As despesas e custos do transporte de e para as oficinas serão sempre da responsabilidade do comprador.

Nota: Para que o aparelho seja assistido ao abrigo da garantia, é indispensável que seja apresentado este certificado, devidamente preenchido e autenticado, por vendedor autorizado, aquando da sua aquisição.

Se sobre esta garantia necessitar algum esclarecimento que o vendedor não lhe possa dar, de o dirigir-se a **Philips Portuguesa, SA, - Outeira - Camaxido - 2795 LINDA A VELHA, ☎ 418 00 71/9 - R. Eng. Ezequiel de Campos, 182 - 4100 PORTO, ☎ 67 26 13**

GARANTI OG SERVICE FOR DANMARK

Da er nu ejer af et apparat, hvis konstruktion er baseret på erfaring og lang tids forskning. Philips garanterer for kvaliteten, og hermed i fabrikationen er underkastet stadig kontrol. Alle henvendelser om fejl og/eller garantier skal rettes til den forhandler, der har udsælvret og underskrevet garantibeviset. Garantien gælder kun i Hjemlandet hvor de gældende garantibestemmelser må følges.

Hvis Da trenger ytterligere opplysninger utover de forhandleren kan gi Dem, kan Da henvende Dem til **Norsk A/S Philips, Avd. Audio/Video, Sandstuveien 70, OSLO 6 - ☎ 02 - 68 02 00**

GARANTI E NORGE

Da er nå eier av et apparat som er basert på lang tids forskning og erfaring. Philips garanterer for kvaliteten, men hvis en feil skulle oppstå bes Du ta kontakt med den forhandler som har utlevert og underskrevet garantibeviset. Garantien gjelder kun i Hjemlandet hvor de gældende garantibestemmelser må følges.

Hvis Du trenger ytterligere opplysninger utover de forhandleren kan gi Dem, kan Da henvende Dem til **Norsk A/S Philips, Avd. Audio/Video, Sandstuveien 70, OSLO 6 - ☎ 02 - 68 02 00**

TAKUU JA HUOLTO

Tämän tuotteen rakennus, kokemuksella tehtäin tuotetuista, on tulo. Jatkuvan er tuotanto, joihissa tehtäin laatuvaruikun vuoksi Philips tekee tuotetuista laadun.

Tarkemmat tiedot takuuehdosta saat Philips-myymälästä tai alla olevasta osoitteesta.

Oy Philips AB, Sirkkälantie 3, 02630 ESPOO - ☎ (358-0)-50261

☎ Oy Philips AB, P.O. Box 75, 02631 ESPOO

GARANTÍA PARA MÉXICO

Este aparato está fabricado con materiales de alta calidad y ha sido cuidadosamente verificado. Philips, por lo tanto, da a usted una garantía de 12 meses a partir de su fecha de compra.

La garantía ampara la reposición de las piezas defectuosas de ambos a follos en su montaje o en los materiales, incluyendo la mano de obra necesaria para su reemplazo en nuestros talleres o talleres autorizados.

En caso de fallas en su aparato le rogamos se sirva poner en contacto con su distribuidor.

Esta garantía no cubrirá las averías que resulten como consecuencia de una instalación incorrecta del aparato, maltrato o uso inadecuado del mismo. La calificación de los quejas considerará un elemento a los servicios técnicos de los talleres autorizados Philips.

Para que esta garantía sea válida, es necesario que el certificado que figura en la parte posterior de este instructivo haya sido debidamente llenado en el momento de la compra del aparato.

En caso de extravío del certificado lo con la presentación de la factura o recepción de su aparato podrá hacer efectiva la garantía correspondiente.

Si usted tiene alguna duda o pregunta que no le pueda solucionar su distribuidor, por favor póngase en contacto con **Oficinas Centrales de Servicio, Av. Coyoacán No. 1051, Col. del Valle, 03100 MÉXICO, D.F. ☎ 5-75-20-22 o 5-75-01-00**

PHILIPS IBERICA, S.A.E.

Garantiza este aparato durante 6 meses, a partir de la fecha de adquisición, de la forma siguiente:

1. Cubriendo cualquier defecto de fabricación o uso de energía, así como la totalidad de sus componentes, incluyendo la mano de obra necesaria para el reemplazo de las piezas defectuosas, por nuestros talleres autorizados.
2. Esta garantía no cubrirá la avería, si es consecuencia de incorrecta instalación del aparato, maltrato o uso inadecuado del mismo. La calificación de las quejas considerará un elemento a los servicios técnicos de los talleres autorizados Philips.
3. Las reparaciones que pudieran producirse durante el período de vigencia de la presente garantía se efectuarán, bien en el domicilio del usuario, bien en los talleres autorizados Philips, a libre elección y criterio de ésta última.
4. Transcurrido un mes desde la fecha de adquisición del aparato, todos los gastos de desplazamiento del personal técnico para proceder al diagnóstico y reparación del aparato correrán por cuenta del usuario de acuerdo con las tarifas establecidas para este concepto.
5. En todas las reparaciones se deberá acompañar al aparato factura de compra y la presente garantía debidamente cumplimentada, con la indicación exacta de la fecha de venta del aparato.
6. En todo caso, el titular de la garantía tiene los derechos mínimos reconocidos por la Ley Titular (Comprador)

Domicilio

ΠΛΗΡΟΦΟΡΙΕΣ ΓΙΑ SERVICE ΚΑΙ ΕΓΓΥΗΣΗ ΣΤΗΝ ΕΛΛΑΔΑ

Η συσκευή έχει ελεγχθεί σχολαστικά η λειτουργία της είναι όρια τη και λόγος αντικατάστασώς της δεν πρόκειται σε κομμάτι περίπτωση να προκύψει. Αν όμως παρόλα αυτά κάποιο εξάρτημα δεν λειτουργήσει το εξάρτημα αυτό και η εργασία επισκευής παρέχονται από την Εταιρία δωρεάν. Η προσκομιζόμενη για επισκευή συσκευή πρέπει να συνοδεύεται απαραίτητα από το ΔΕΛΤΙΟ ΛΙΑΝΙΚΗΣ ΠΩΛΗΣΕΩΣ η φωτοτυπία του και το παρόν έντυπο συμπληρωμένο και φραγισμένο από το κατάστημα αγοράς του.

Η εγγύηση ισχύει για ΕΝΑ έτος από την ημερομηνία αγοράς. Η εγγύηση δεν ισχύει στην παρακάτω περιπτώσεις:

α Για ανωμαλία όχη από βλάβη της συσκευής αλλά από φθορά ή βλάβη που προκλήθηκε από τρίτους ή από μεταβολή της τάσης του ηλεκτρικού ρεύματος.

β Για ανωμαλία λόγω ελαττωματικής εγκαταστάσως της συσκευής.

γ Όταν ο αριθμός κατασκευής της συσκευής έχει αλλοιωθεί ή δ Για κεφαλές πίκ απ και μικρόφωνα.

Η εργασία επισκευής γίνεται στα Εργοστήρια της Εταιρίας όπου ο πελάτης πρέπει να μεταφέρει τη συσκευή με δική του δαπάνη. Κανένας αντιπροσωπείας δεν έχει το δικαίωμα αλλαγής των όρων εγγυησώς. Μετά τη λήξη του χρόνου εγγυησώς για κάθε πρόβλημα συντηρησώς επισκευή η συμβουλής σας συνιστούμε να απευθινθείτε στα κατά τόπους Service της Εταιρίας.

Διεύθυνση Κεντρικών SERVICE PHILIPS
25ης Μαρτίου 15 177 78 Ταύρος ☎ 4894 911

Τομέας 62 546 93 Θεσσαλονίκη ☎ 260 621



**Guarantee certificate
Identificatiekaart
Garantibeviset**

**Certificat de garantie
Certificado de garantia
Takuutodistus**

**Garantieschein
Certificato di garanzia
Εγγύηση**

Type no. of product:
No. de type du produit:
Typennummer des Gerätes:
Typenr. van het apparaat:
Tipo no. del producto:



Date of purchase – Date d'achat – Kaufdatum – Koopdatum - Fecha de compra – Data da compra – Data di acquisto - Kobsdato - Kjøpedato
Inköpsdato – Ostopäivä – Ημερομηνία αγοράς

19

Dealer's name, address and signature
Nom, adresse et signature du revendeur
Name, Anschrift und Unterschrift des Händlers
Naam, adres en handtekening van de handelaar
Nombre, dirección y firma del distribuidor
Nome, indirizzo e firma del fornitore
Nome, morada e assinatura da loja
Forhandlerens navn, adresse og underskrift
Återförsäljarens namn, adress och namnteckning
Myyjän nimi, osoite ja allekirjoitus
Όνομα Επώνυμο αντιπροσώπου