


Micromario non-DI RU_EN

90x127mm

NanoCloud technology evenly distributes invisible water vapour into your room. In dry conditions moisture from the humidifier will be absorbed by walls, furniture, and other items in your room. Ventilation of dry outside air will also increase the time it takes to reach the target humidity. To optimize humidification and purification performance, it's recommended to close doors and windows during use.

Control



Hold for 3 seconds

Hold for 3 seconds: Display switch between PM2.5 / IAQ / Current humidity level

Display



Filter replace alert Water fill alert Pre-Filter cleaning alert Sleep mode Auto mode Allergen mode Purification ONLY mode 2-in-1 mode



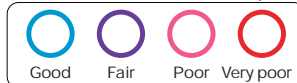
PM2.5 indicator

Indoor Allergen Index

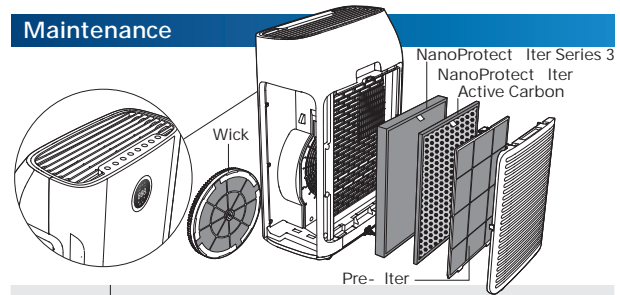
3-digit display PM2.5 / IAQ / Humidity level

Air quality ring

Allergen index from 1 to 12 where 1 indicates best air quality



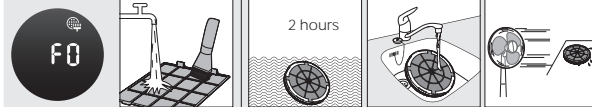
Maintenance



EVERY WEEK

Rinse the water tank, the water tray and the NanoCloud rotatory humidification wick.

When display shows F0



- Clean the pre-Filter and wick
- Descal the wick with the water and white vinegar or citric acid, rinse with water and air dry.

When display shows A3 / C7 / F1



- Time to replace NanoProtect Filter
- Time to replace wick

Press for 3 seconds to reset after cleaning or replacing accessory



- Time to replace Active Carbon Filter

The Filter may produce smell after being used for a while because of the absorption of indoor air. Remove the Filter and place it where it has direct sunlight and ventilation for several hours. Re-install and try using it again. If the odor remains, please replace the Filter.

4241 211 00181-1

