

Philips TV Firmware Upgrade (w/USB Drive)

Check the first four digits of your serial number. Example DS1Axxxxxxxx. Only load the software if your serial number matches. If your serial number does not match, check at a later date for availability.

There are two different software versions in this update. Click on the link at the bottom of the list containing your serial number match.

The software version for the following list is PHL-0T0JU_142_0.

Model	Serial number begins with
43PFL5602/F8	FM1A
43PFL5602/F7	ME1A
50PFL5601/F7 B	DS3A or DS5A
50PFL5602/F7	DS1A
55PFL5602/F8	FM1A
55PFL5402/F7	DS1A or DS7A
55PFL5402/F7 D	DS4A
55PFL5602/F7	DS1A or DS3A
65PFL5602/F7	DS1A
65PFL5602/F7 D	DS2A

http://www.mediafire.com/file/g8j30u2b9bg9997/PHL-0T0JU_142_0.zip/file

The software version for the following list is UNI-0T0KU_150_0

Model	Serial number begins with
43PFL5602/F7 A	ME2A
50PFL5602/F8 A	FM2A
50PFL5601/F7 A	DS4A or DS6A
50PFL5602/F7 A	DS2A or DS3A or DS4A or DS5A
50PFL6602/F7	DS1A
50PFL6902/F7	DS1A
55PFL5402/F7 A	DS2A or DS9A or DSCA or DSBA or DSAA
55PFL5402/F7 C	DS3A or DSDA or DSEA
55PFL5402/F7 F	DS5A or DSFA
55PFL5602/F7 A	DSBA or DS7A or DS9A or DS2A or DS4A or DS6A or DS8A or DS5A or DSAA
55PFL6902/F7	DS1A
65PFL5602/F7 A	DS5A or DS4A
65PFL5602/F7 C	DS3A
65PFL6902/F7	DS1A

More on next page


http://www.mediafire.com/file/oj658ffylfcxgmn/UNI-0T0KU_150_0.zip/file

Getting Started

1. Please read the entire instructions once before performing the upgrade.
2. The USB drive you use for the upgrade needs to meet the following criteria:
 - a. USB drive size should be 128 MB or larger.
 - b. USB drive should be clean formatted for FAT32 before you start the process.
 - c. Drives with U3 software are not supported. The U3 uninstall tool can be found here. <http://u3.sandisk.com/launchpadremoval.htm>
3. Most modern computers (operating systems) usually have Zip File extraction tools built-in, but in case yours does not, you can download and install 7-Zip or any other extraction tool to extract the Firmware Upgrade Package. 7-Zip can be found here: <http://7-zip.org/download.html>

Checking Software

Before loading the software on your TV, verify that the version you are loading is greater than the one that is on your TV.

Press the Menu button  on the remote, then Setup. Cursor down and to the right to Software settings. Press the OK button and then cursor right to Software information.

If your TV has one of the versions below, you do not need to upgrade.


Loading Software

1. Down the software, unzip the file and load the *.upg file to the root directory of your USB drive. An example of the root directory would be E:\

More on the next page

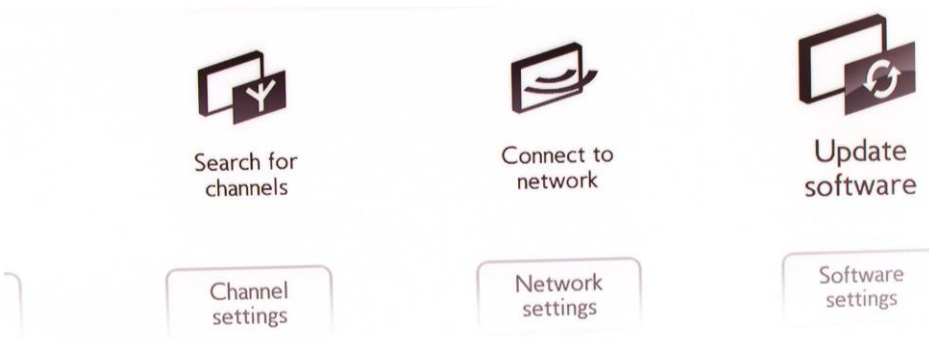
2. Insert the USB drive into the TV.



3. Press the Menu button  . Cursor right to Setup and press the OK button.

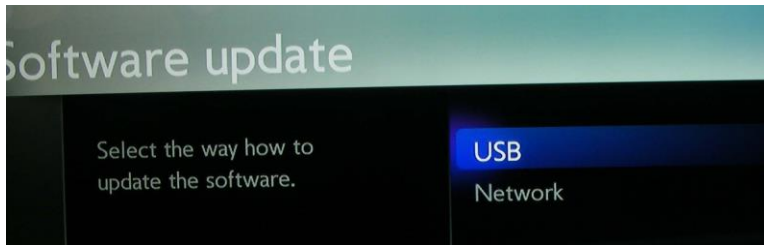


4. Cursor right to Update software and press OK.




To update the software of the TV, press OK.

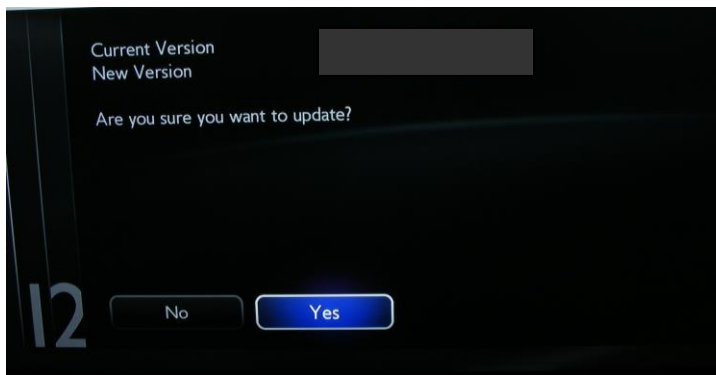
More on the next page
5. Select USB and press OK.



6. Select the update file on the USB drive.

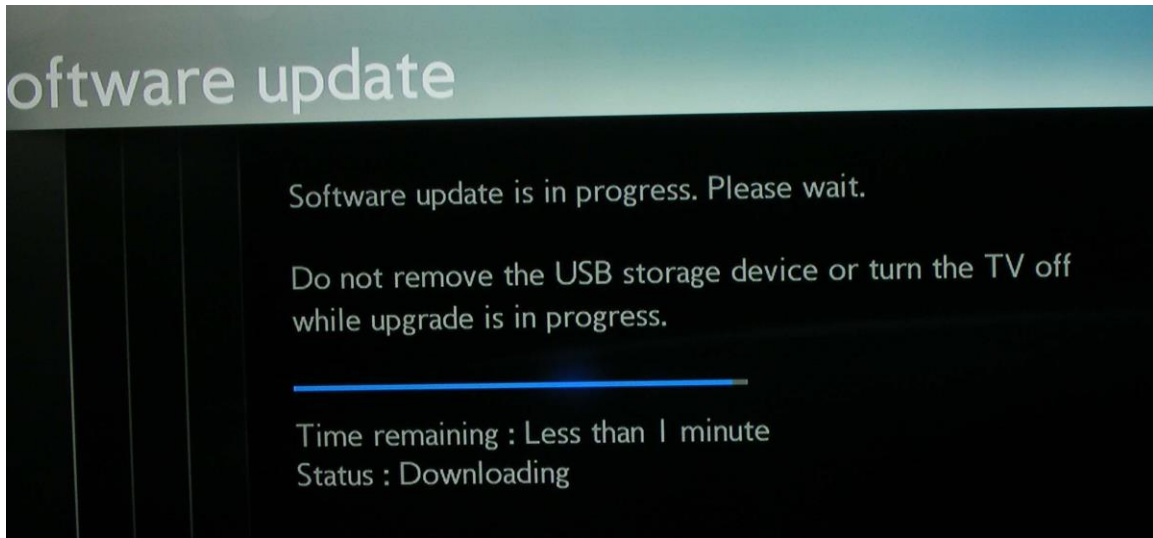


7. Select Yes to proceed.



More on the next page

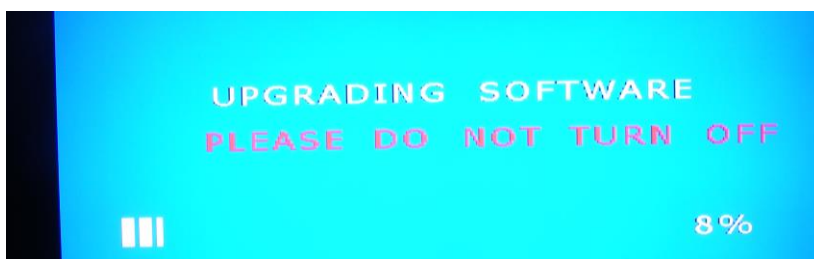
8. Wait while the file is being loaded. Do not remove the USB drive or turn the TV off.



9. When the box below appears, turn the TV Off and back On.



10. The following box will appear. Do not turn the TV Off until the process is complete. In some cases, the screen may go black during this process. If the screen below does not appear and the power light stays on, do not unplug the set. The set will respond to the remote when the update is complete.



More on the next page
[Software History](#)

Version	Date	Problem
PHL-0T0JU_137_0	11/16/17	> Screen blanks when navigating Netflix.
PHL_0T0JU_140_0	01/16/18	> Wireless internet connectivity improved.
PHL_0T0JU_141_0	02/19/18	> Improves network update capability. > Improves Netflix playability.
PHL_0T0JU_142_0	10/31/18	> Network connectivity improved
PHL_0T0KU_138_0	01/19/18	> Wireless internet connectivity improved.
PHL_0T0KU_139_0	02/19/18	> Improves network update capability. > Improves Netflix playability. > Volume change sometimes misinterpreted for power off causing the TV to turn off.
PHL_0T0KU_146_0	05/17/18	> Improves network APPS connection.
PHL_0T0KU_150_0	10/31/18	> Netflix playback improved. > 4K HDR playback improved

